

# B-MAX4 II

SETTING SHEET Ver.04

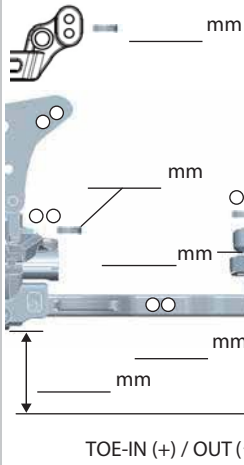
## CIRCUIT

- INDOOR  OUTDOOR  
 WET  DRY  DUSTY  SMOOTH  BUMPY  OTHER  
 LOW TRACTION  MED TRACTION  HIGH TRACTION  
 CLAY  GRASS  BLUE GROOVE  ASTROTURF  DIRT  CARPET  WOOD

DRIVER

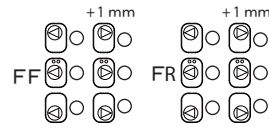
DATE

FRONT



TOE-IN (+) / OUT (-) \_\_\_\_\_ °

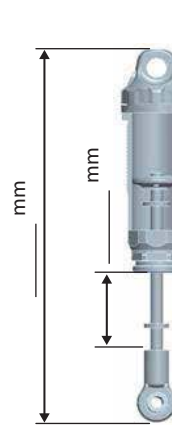
CAMBER



- B4-413A8  
 B4-413A15

- 1.0  1.1  
 1.2  1.3  
 1.4  1.5  
 1.6  \_\_\_\_

- BALL DIFF  
 GEAR DIFF  
 # \_\_\_\_\_



X SHOCK  
**SPRING**

BLACK

PRELOAD \_\_\_\_\_

**OIL**

# \_\_\_\_\_

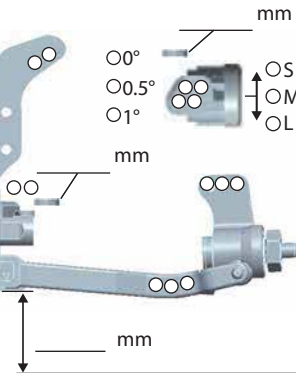
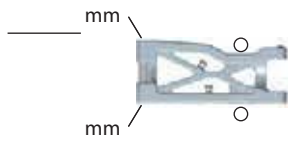
- #1  #2  #3  #4



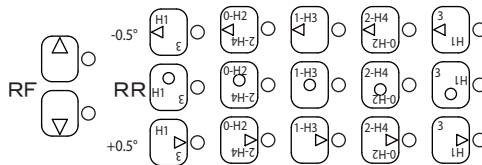
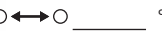
mm x \_\_\_\_\_

mm x \_\_\_\_\_

REAR

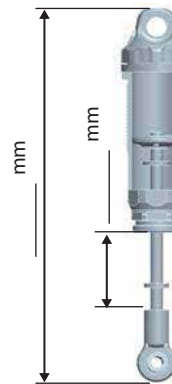


CAMBER



- BM-008R  
 B4-BWR
- 1.0  1.1  
 1.2  1.3  
 1.4  1.5  
 1.6  \_\_\_\_

- BALL DIFF  
 GEAR DIFF  
 # \_\_\_\_\_



X SHOCK  
**SPRING**

BLACK

PRELOAD \_\_\_\_\_

**OIL**

# \_\_\_\_\_


- #1  #2  #3  #4



mm x \_\_\_\_\_

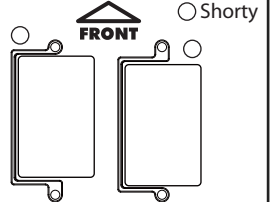
mm x \_\_\_\_\_

DRIVE



- MOTOR  Bonded  Sintered \_\_\_\_\_ mm  
 GEAR  Spur T / Pinion T : 2.35 \_\_\_\_\_  
 BATTERY \_\_\_\_\_  
 ESC  Racing Performer X Series // /  
 BL-R3  \_\_\_\_\_

Battery placement



TIRE

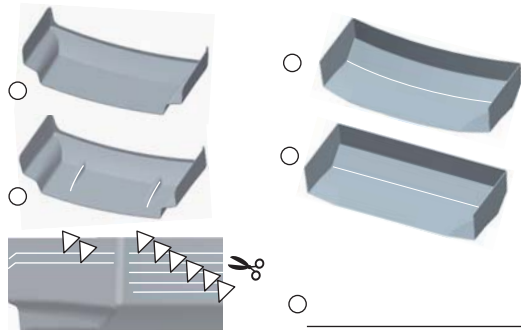
**FRONT**

- TIRE  \_\_\_\_\_  
 INSERTS  \_\_\_\_\_  
 WHEELS  \_\_\_\_\_

**REAR**

- TIRE  \_\_\_\_\_  
 INSERTS  \_\_\_\_\_  
 WHEELS  \_\_\_\_\_

OTHER



COMMENT