

# TC02C EVO

SETUP SHEET for the TeamC TC02C EVO

Driver \_\_\_\_\_

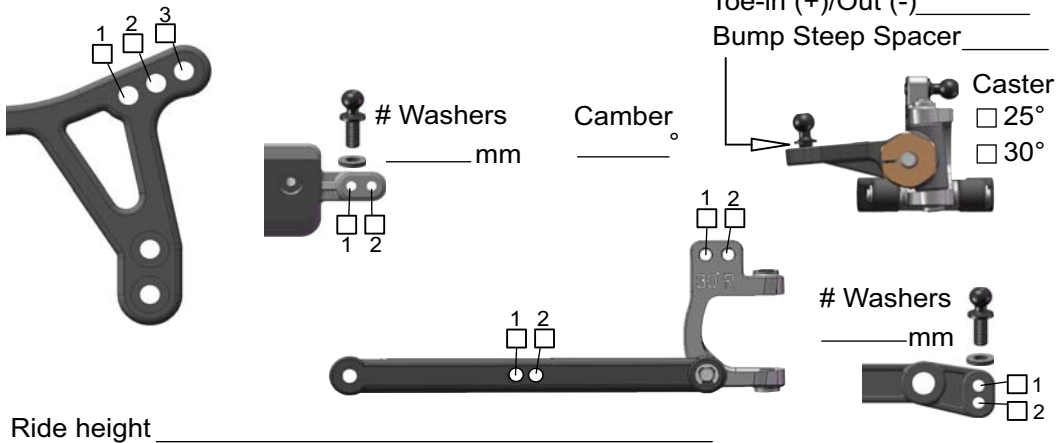
Track / City \_\_\_\_\_

Event \_\_\_\_\_ Date \_\_\_\_ / \_\_\_\_ / \_\_\_\_

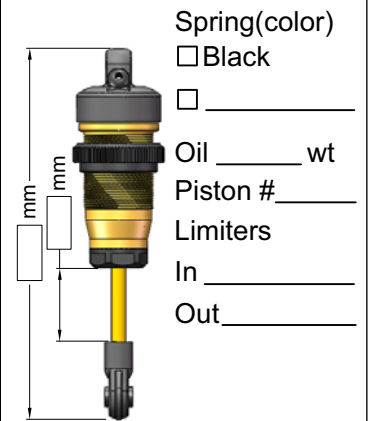
## Conditions

- |  |                                 |                                    |                                       |                                       |
|--|---------------------------------|------------------------------------|---------------------------------------|---------------------------------------|
| <input type="checkbox"/> High traction | <input type="checkbox"/> Smooth | <input type="checkbox"/> Bumpy     | <input type="checkbox"/> Low traction | <input type="checkbox"/> Med traction |
| <input type="checkbox"/> Clay          | <input type="checkbox"/> Sandy  | <input type="checkbox"/> Soft dirt | <input type="checkbox"/> Grass        | <input type="checkbox"/> Hard soil    |
| <input type="checkbox"/> Wet           | <input type="checkbox"/> Dry    | <input type="checkbox"/> Dusty     | <input type="checkbox"/> _____        |                                       |

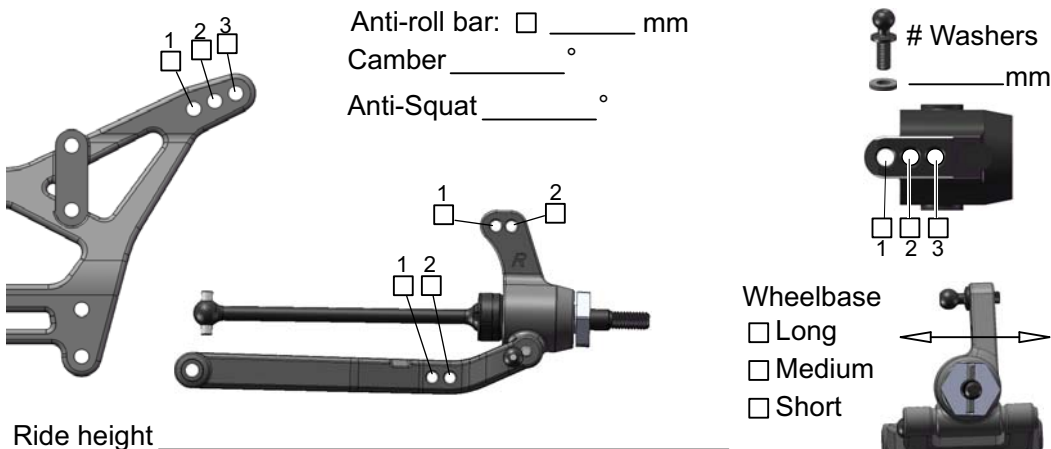
## Front Suspension Shock Mounting & Camber link



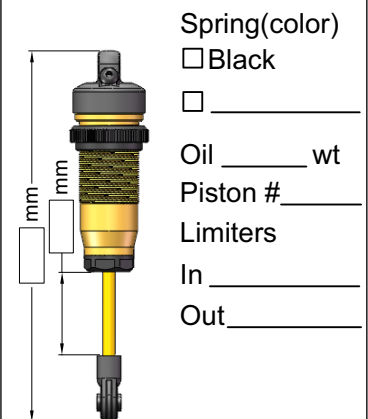
## Front Shocks



## Rear Suspension Shock Mounting & Camber link



## Rear Shocks



## Diff

Brand \_\_\_\_\_

Oil wt \_\_\_\_\_

## Tires & Wheels

Front _____	Rear _____
Notes _____	Notes _____
Inserts _____ Wheels _____	Inserts _____ Wheels _____

## Electronics

Servo \_\_\_\_\_

ESC \_\_\_\_\_

Setting \_\_\_\_\_

Motor \_\_\_\_\_

Timing \_\_\_\_\_

Pinion/Spur \_\_\_\_\_ / \_\_\_\_\_

Batteries \_\_\_\_\_

## Body & Wing

Body \_\_\_\_\_

Wing \_\_\_\_\_

Wing Angle ☐ 4° ☐ 10°

## Comments

Arn0