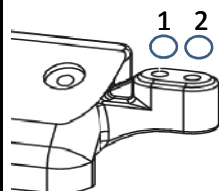
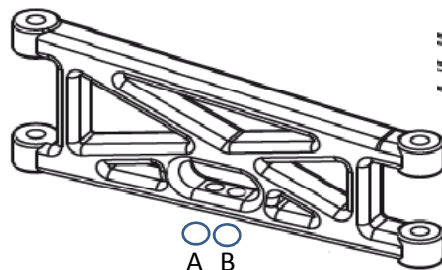


FRONT SUSPENSION



#Washers _____

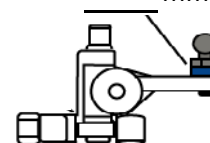
Ride Height _____ mm



Caster Block

☐ 25° ☐ Stock
☐ 30° ☐ Alum

Bumpsteer Spacer
mm

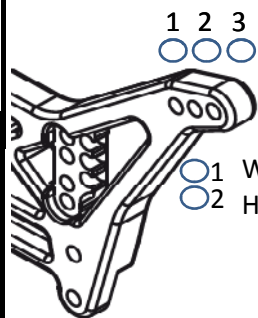


Camber _____°

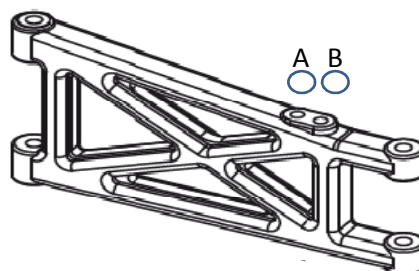
Toe In/Out _____°

Comments: _____

REAR SUSPENSION

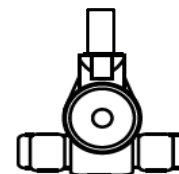


☐ 1 Wing Height
☐ 2



Wheelbase

☐ Short
☐ Middle
☐ Long



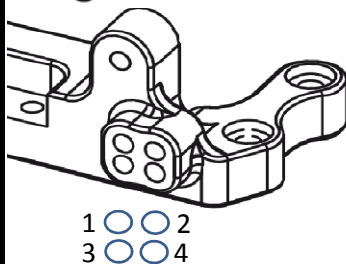
Hub Toe

☐ 0° (Standard)
☐ 0.5° (Opt)

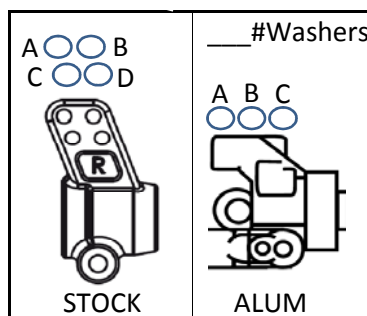
Camber _____°

Anti-Squat _____°

Sway Bar _____ mm



Ride Height _____ mm



#Washers _____

Comments: _____

FRONT SHOCKS

PISTON# _____

SPRING _____ LIMITERS _____

OIL _____ wt BRAND _____

REAR SHOCKS

PISTON# _____

SPRING _____ LIMITERS _____

OIL _____ wt BRAND _____

SHOCK LENGTH

mm mm

FRONT REAR

FRONT TIRES & WHEELS

TIRES _____

INSERTS _____ WHEELS _____

BODY _____

CAR WEIGHT _____

WING _____ ANGLE: ☐ 4° ☐ 7° ☐ 10°

REAR TIRES & WHEELS

TIRES _____

INSERTS _____ WHEELS _____

MOTOR _____

PINION/SPUR _____ / _____

BATTERY _____

PLACEMENT: ☐ FRONT ☐ REAR

COMMENTS: _____

Traction Compound