



RACE  DATE  TRACK

DRIVER  TRACK TEMP  AIR TEMP

TRACK DESCRIPTION

INDOOR  TIGHT  MEDIUM  LOW BITE  HIGH BITE

OUTDOOR  OPEN   MED BITE

SMOOTH  HARD PACKED  GRASS  ASTRO-TURF  CLAY

ROUGH  BLUE GROOVE  CARPET  MULTI/SURFACE

**FRONT DIFFERENTIALS REAR**

BALL DIFFERENTIAL  BALL DIFFERENTIAL

GEAR DIFF  GEAR DIFF  cst

ONE WAY

DIFFERENTIAL HEIGHT DIFFERENTIAL HEIGHT

HIGH  MED  LOW  HIGH  MED  LOW

**GEAR RATIO**

SPUR GEAR TEETH

PINION TEETH

FINAL DRIVE RATIO

**ELECTRONICS**

**BATTERY**

BRAND CAPACITY

**MOTOR**

BRAND TYPE TIMING

**ESC**

BRAND TYPE

**SHOCK ABSORBERS**

	FRONT	REAR
OIL	cst	cst
SPRING		
LIMITERS (2)	mm	mm
LENGTH (3)	mm	mm
REBOUND (4)	mm	mm
BLADDER / SEAL (5)	<input type="checkbox"/> BLADDER <input type="checkbox"/> BLADDER <input type="checkbox"/> SEAL <input type="checkbox"/> SEAL	<input type="checkbox"/> BLADDER <input type="checkbox"/> BLADDER <input type="checkbox"/> SEAL <input type="checkbox"/> SEAL
SPRING BUCKET	<input type="checkbox"/> SHORT <input type="checkbox"/> SHORT <input type="checkbox"/> LONG <input type="checkbox"/> LONG	<input type="checkbox"/> SHORT <input type="checkbox"/> SHORT <input type="checkbox"/> LONG <input type="checkbox"/> LONG
PISTONS (1)	N° OF HOLES	
	DIAMETER	mm
<b>TYPE</b>		
<input type="checkbox"/> STOCK <input type="checkbox"/> CONICAL <input type="checkbox"/> SQUARE		

**FRONT**  ANTI-ROLL BARS **REAR**

Other    Other

0.9 1 1.1  1.1 1.3 1.5

**TIRES**

**FRONT** Controlled Tire  **REAR**

MAKE

TYPE

COMPOUND

INSERT TYPE

WHEELS

ADDITIVE

**AERODYNAMIC CONFIGURATION**

**BODY** BRAND TYPE

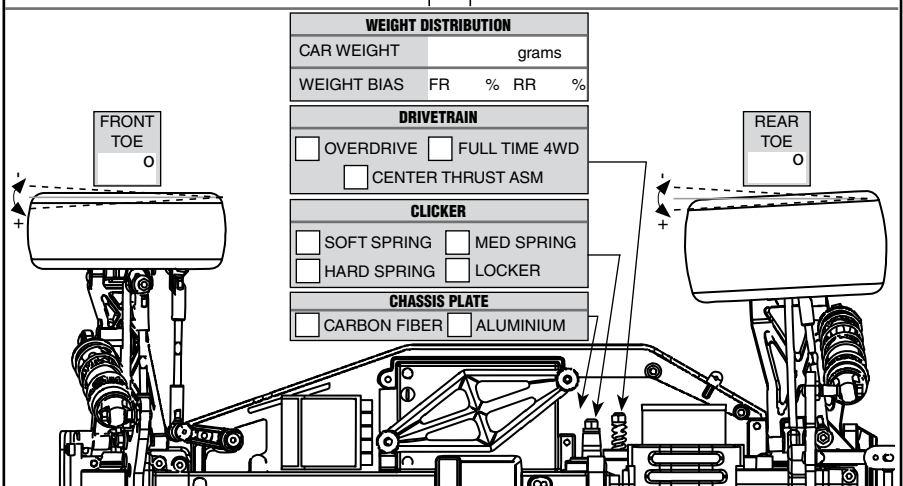
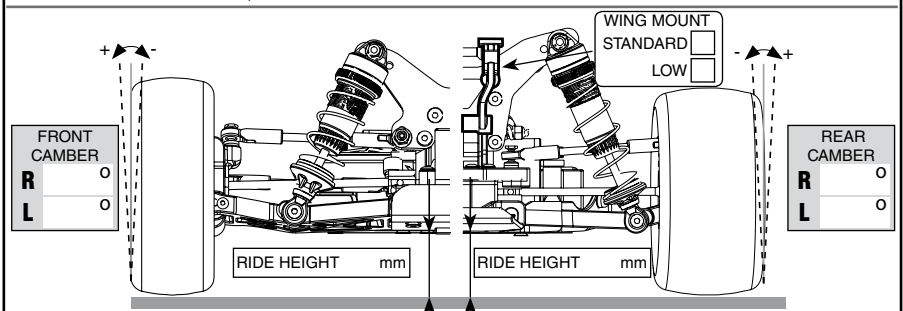
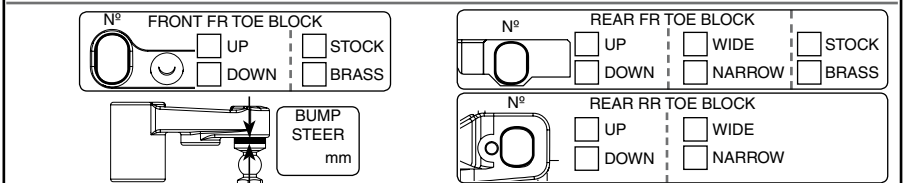
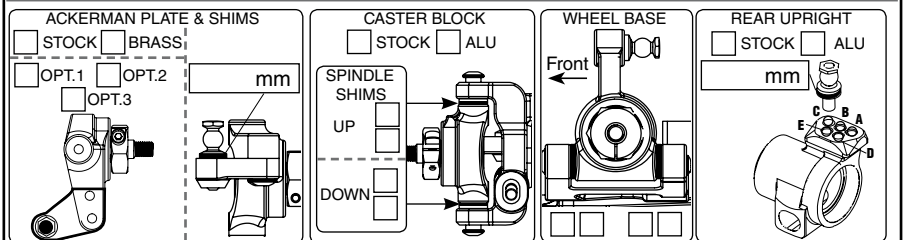
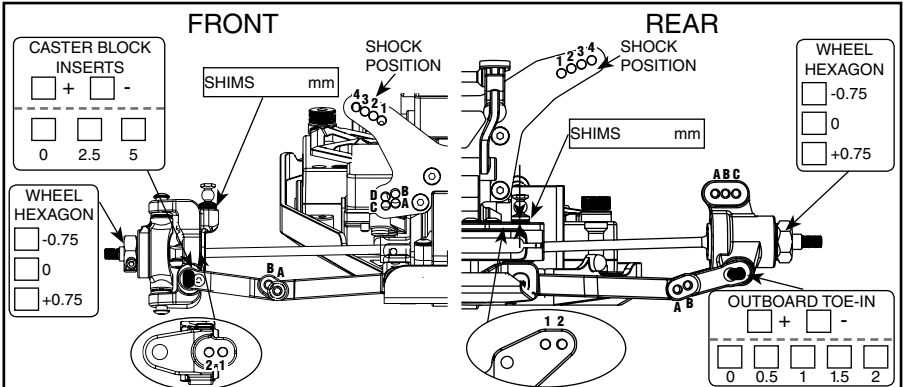
**REAR WING** BRAND TYPE

**REAR WING WIDTH**

**REAR WING LIP** mm

**REAR WING ANGLE** 0  2  4  6  8

**FRONT WING** YES  NO



**REMARKS**