

Driver and Event

Name **TOM COCKERILL**
 Date **SEPT 2013**
 Event **WORLDS**
 Weather **HOT**
 Result **22ND**

Track Conditions

Surface **SUGARED CLAY**
 Grip Level **HIGH**
 Track Condition **SMOOTH**

COUGAR^{KF}

Additional Settings

Car Weight **1735g**
 Washers Between
 CTR and Bellcranks **4.0** mm
 Bump Steer Washers **4.0** mm
 Wing Gurney Height **10.0** mm

NOTES

CORE RC OILS AND SPRINGS
SADDLE PACK CELLS

Electrics and Gearing

E.S.C **NOSRAM COMET HD**
 Servo **SANWA**
 Reciever **KO**
 Batteries **NOSRAM 5800**
 Motor **NOSRAM PURE 2 7.5**
 Spur **76T**
 Pinion **23T**
 Side Gears ☒ 23T/33T Kit ☐ 21T/35T ☐ 25T/31T

Wheels and Tyres

Rear Wheels **SCHUMACHER**
 Rear Tyre **HANDOUT**
 Rear Insert **HANDOUT**
 Front Wheels **SCHUMACHER**
 Front Tyre **HANDOUT**
 Front Insert **HANDOUT**

Diff Type

Ball ☐ Gear ☒

Diff Oil

7000

Front Shocks

Oil **500** Spring **BLACK**
 Shock Cap Sealed ☐
 Vented ☐ Emulsion ☒
 Piston **3 HOLE**

Drilled ☐ Hole Size **STD** mm

Shock Length
83.3 mm

Rear Shocks

Oil **450** Spring **BLACK**
 Shock Cap Sealed ☐
 Vented ☐ Emulsion ☒
 Piston **3 HOLE**

Drilled ☒ Hole Size **1.65** mm

Shock Length
95.4 mm

Front Suspension

Link Washers **1.0** mm

Yoke 0° ☒ 5° ☐ Alloy ☐

Front Wishbones
 Kit ☐ Reversed ☒

Hub Carrier
 High ☒ Middle ☐ Low ☐

60.0 ☐ 50.5 ☒ 45.5 ☐ 40.5 ☐

Front Ride Height **20.0** mm
 Front Camber at Ride Height **-1.0** Deg
 Front Toe In **-1.0** Deg

Rear Suspension

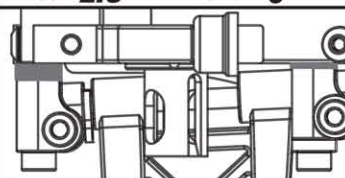
Anti roll bar No ☒ 1.00 ☐ 1.20 ☐ 1.40 ☐ 1.60 ☐

Wheelbase Short ☐ Med ☐ Long ☒

Rear Toe-in & Track Washers

0.00 Difference = 0.00° Toe-in ☐
 0.50 Difference = 0.60° Toe-in ☐
 1.00 Difference = 1.30° Toe-in ☐
 1.50 Difference = 1.95° Toe-in ☐
 2.00 Difference = 2.60° Toe-in ☐
 2.50 Difference = 3.25° Toe-in ☒
 3.00 Difference = 3.90° Toe-in ☐

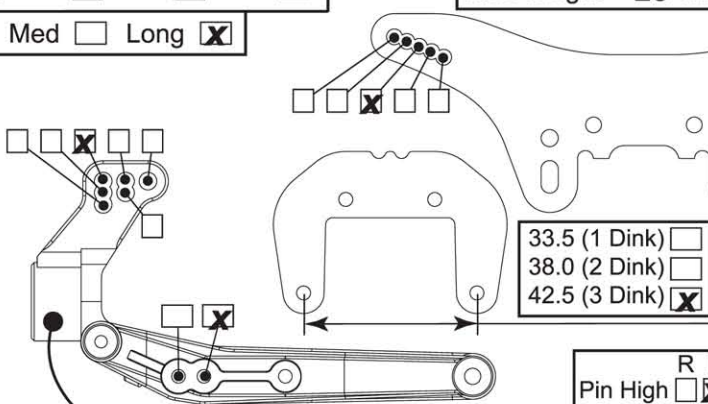
Rear **2.5** mm Front **0** mm



Blocks Moulded ☐ Alloy ☒

Camber at Ride Height **-1** Deg

Ride Height **20** mm



Rear Hub Carrier Alloy ☐ Std ☒

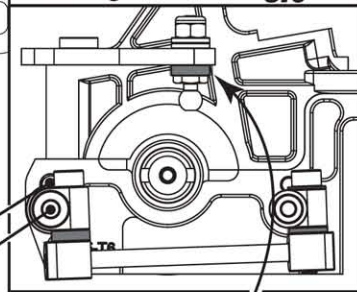
Alloy Hub Carrier +1° ☐ -1° ☐

R F
 Pin High ☐ ☒
 Pin Low ☒ ☐

Anti-squat Washers

0.00 Difference = 0.00° Toe-in ☐
 0.50 Difference = 0.60° Toe-in ☐
 1.00 Difference = 1.30° Toe-in ☐
 1.50 Difference = 1.95° Toe-in ☐
 2.00 Difference = 2.60° Toe-in ☒
 2.50 Difference = 3.25° Toe-in ☐
 3.00 Difference = 3.90° Toe-in ☐

Rear **0** mm Front **3.0** mm



Link Washers **3.0** mm