

Driver & Event	
Name	Danny McGee
Date	16.4.18
Event	RHR 4wd National
Weather	Dry setup
Result	Q4 - F8

Track Conditions	
Grip Level	High <input checked="" type="checkbox"/> Med <input type="checkbox"/> Low <input type="checkbox"/>
Type	Tight <input type="checkbox"/> Open <input type="checkbox"/> Mixed <input type="checkbox"/>
Surface	Clay <input type="checkbox"/> Astro <input checked="" type="checkbox"/> Grass <input type="checkbox"/> Mixed <input type="checkbox"/> Carpet <input type="checkbox"/>
Condition	Smooth <input type="checkbox"/> Bumpy <input checked="" type="checkbox"/>

Differential	
Diff Oil F..12k.....	cSt R..12k.....cSt
Diff Height F	High <input type="checkbox"/> Mid <input type="checkbox"/> Low <input type="checkbox"/>
Diff Height R	High <input checked="" type="checkbox"/> Mid <input type="checkbox"/> Low <input type="checkbox"/>


Electrics & Chassis	
E.S.C	HobbyWing
Servo	KO RSX3 Response
Reciever	KO
Lipo	Low Profile
Shorty LiPo	Front <input type="checkbox"/> Middle <input type="checkbox"/> Rear <input type="checkbox"/>
Centre Topdeck	Yes <input type="checkbox"/> No <input checked="" type="checkbox"/>
Front Topdeck Thickness	2.5mm <input checked="" type="checkbox"/> 3.0mm <input type="checkbox"/>
Rear Topdeck Thickness	2.5mm <input checked="" type="checkbox"/> 3.0mm <input type="checkbox"/>

Wheels & Tyres	
Rr Tyre	Yellow Dart
Rr Wheel	STD
Rr Insert	Tubby
Fr Tyre	Dart - 4 Rows cut
Fr Wheel	std
Fr Insert	3/4 rear tubby

Motor & Gearing	
Motor	HobbyWing 6.5
Rotor Diameter	std
Timing	30
Spur	82
Pinion	19

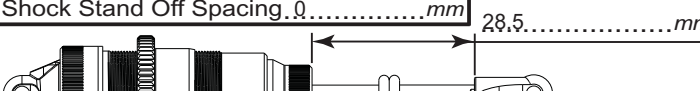
Other settings	
Car Weight	1717
Alloy Wing Mount	High <input type="checkbox"/> Low <input type="checkbox"/>
Rear Wing Gurney Height	5
Front Wing	Small <input type="checkbox"/> Big <input type="checkbox"/>
Front Wing Gurney Height	
Slipper	2Plate <input checked="" type="checkbox"/> 3Plate <input type="checkbox"/> 4Plate <input type="checkbox"/>
Rear Hex	0 <input type="checkbox"/> 0.75 <input type="checkbox"/> 1.5 <input type="checkbox"/>
Front Hex	0 <input type="checkbox"/> 0.75 <input type="checkbox"/> 1.5 <input type="checkbox"/>

Front Shocks	
Oil..500.....	cSt
Spring	Black.....lb/in
Shock Cap	Vented <input type="checkbox"/> Sealed <input type="checkbox"/>
	Aeration <input checked="" type="checkbox"/>
Piston.Kit.....	Drilled <input type="checkbox"/>
Hole Size..1.5.....	mm
Internal Limiters..0.5.....	mm
Kashima Body	No <input type="checkbox"/> Yes <input type="checkbox"/>



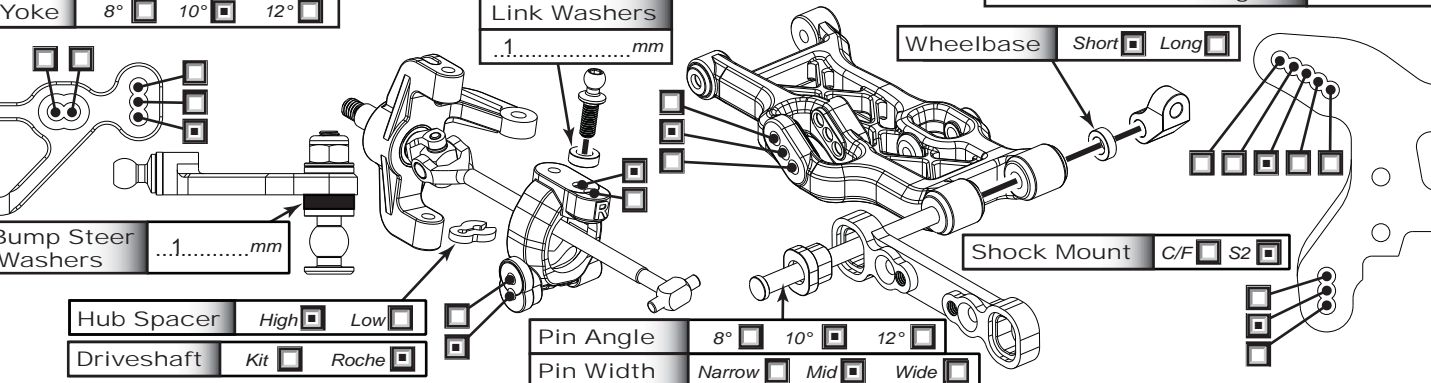
22.5.....mm

Rear Shocks	
Oil..400.....	cSt
Spring	Red.....lb/in
Shock Cap	Vented <input type="checkbox"/> Sealed <input type="checkbox"/>
	Aeration <input type="checkbox"/>
Piston..1.7.....	Drilled <input type="checkbox"/>
Hole Size..1.7.....	mm
Internal Limiters..0.5.....	mm
Kashima Body	No <input type="checkbox"/> Yes <input type="checkbox"/>
Shock Stand Off Spacing..0.....	mm

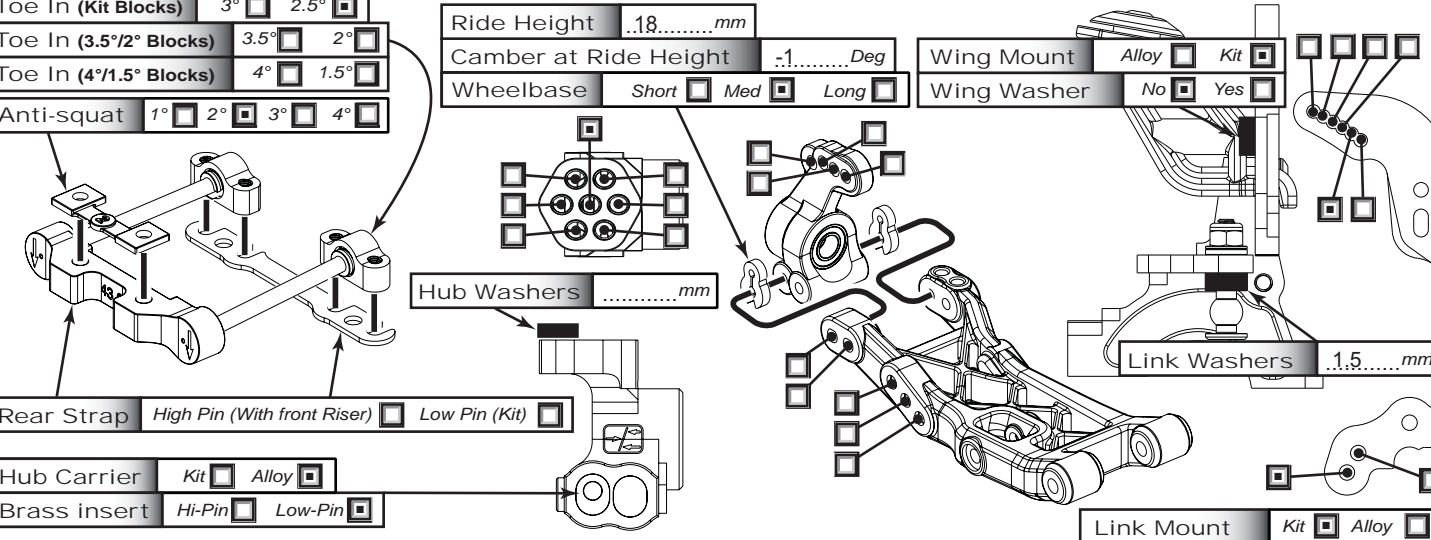


28.5.....mm

Front Suspension	
Toe	0.....Deg
Yoke	8° <input type="checkbox"/> 10° <input checked="" type="checkbox"/> 12° <input type="checkbox"/>
Anti Roll Bar	None <input type="checkbox"/> 1.2 <input type="checkbox"/> 1.4 <input type="checkbox"/> 1.6 <input checked="" type="checkbox"/> 1.8 <input type="checkbox"/> 2.0 <input type="checkbox"/>
Ride Height	.18.....mm
Camber at Ride Height	-.1.....Deg
Link Washers	.1.....mm
Wheelbase	Short <input type="checkbox"/> Long <input type="checkbox"/>
Bump Steer Washers	...1.....mm
Hub Spacer	High <input type="checkbox"/> Low <input type="checkbox"/>
Driveshaft	Kit <input type="checkbox"/> Roche <input type="checkbox"/>
Pin Angle	8° <input type="checkbox"/> 10° <input type="checkbox"/> 12° <input type="checkbox"/>
Pin Width	Narrow <input type="checkbox"/> Mid <input type="checkbox"/> Wide <input type="checkbox"/>
Shock Mount	C/F <input type="checkbox"/> S2 <input type="checkbox"/>



Rear Suspension	
Toe In (Kit Blocks)	3° <input type="checkbox"/> 2.5° <input type="checkbox"/>
Toe In (3.5°/2° Blocks)	3.5° <input type="checkbox"/> 2° <input type="checkbox"/>
Toe In (4°/1.5° Blocks)	4° <input type="checkbox"/> 1.5° <input type="checkbox"/>
Anti-squat	1° <input type="checkbox"/> 2° <input type="checkbox"/> 3° <input type="checkbox"/> 4° <input type="checkbox"/>
Anti Roll Bar	None <input type="checkbox"/> 1.2 <input type="checkbox"/> 1.4 <input type="checkbox"/> 1.6 <input type="checkbox"/> 1.8 <input type="checkbox"/> 2.0 <input type="checkbox"/>
Ride Height	.18.....mm
Camber at Ride Height	-.1.....Deg
Wheelbase	Short <input type="checkbox"/> Med <input type="checkbox"/> Long <input type="checkbox"/>
Shock Mount	C/F <input type="checkbox"/> S2 <input type="checkbox"/>
Wing Mount	Alloy <input type="checkbox"/> Kit <input type="checkbox"/>
Wing Washer	No <input type="checkbox"/> Yes <input type="checkbox"/>
Hub Washersmm
Link Washers	.15.....mm
Rear Strap	High Pin (With front Riser) <input type="checkbox"/> Low Pin (Kit) <input type="checkbox"/>
Hub Carrier	Kit <input type="checkbox"/> Alloy <input type="checkbox"/>
Brass insert	Hi-Pin <input type="checkbox"/> Low-Pin <input type="checkbox"/>
Link Mount	Kit <input type="checkbox"/> Alloy <input type="checkbox"/>



Notes