

Driver & Event	
Name	Ellis Stafford
Date	9-6-19
Event	EPR National Rd3
Weather	Dry
Result	Tq finished 6th

Track Conditions	
Grip Level	High <input checked="" type="checkbox"/> Med <input type="checkbox"/> Low <input type="checkbox"/>
Type	Tight <input type="checkbox"/> Open <input checked="" type="checkbox"/> Mixed <input type="checkbox"/>
Surface	Clay <input type="checkbox"/> Astro <input checked="" type="checkbox"/> Grass <input type="checkbox"/> Mixed <input type="checkbox"/> Carpet <input type="checkbox"/>
Condition	Smooth <input type="checkbox"/> Bumpy <input checked="" type="checkbox"/>

Differential	
Diff Oil F.	7.000.....cSt
Diff Oil R.	5.000.....cSt
Diff Height F	High <input checked="" type="checkbox"/> Mid <input type="checkbox"/> Low <input type="checkbox"/>
Diff Height R	High <input checked="" type="checkbox"/> Mid <input type="checkbox"/> Low <input type="checkbox"/>


Electrics & Chassis	
E.S.C	Tekin RSX Pro
Servo	Tekin
Reciever	KO
Lipo	Corally
Shorty LiPo	Front <input type="checkbox"/> Middle <input type="checkbox"/> Rear <input type="checkbox"/>
Centre Topdeck	Yes <input checked="" type="checkbox"/> No <input type="checkbox"/>
Front Topdeck Thickness	2.5mm <input type="checkbox"/> 3.0mm <input type="checkbox"/>
Rear Topdeck Thickness	2.5mm <input type="checkbox"/> 3.0mm <input type="checkbox"/>

Wheels & Tyres	
Rr Tyre	Yellow Dart
Rr Wheel	STD
Rr Insert	Blue
Fr Tyre	Yellow Dart
Fr Wheel	STD
Fr Insert	Black

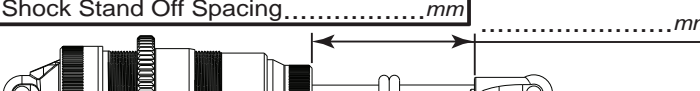
Motor & Gearing	
Motor	Tekin 6.5
Rotor Diameter	STD
Timing	40
Spur	83
Pinion	21

Other settings	
Car Weight	1720
Alloy Wing Mount	High <input type="checkbox"/> Low <input type="checkbox"/>
Rear Wing Gurney Height	5mm
Front Wing	Small <input type="checkbox"/> Big <input type="checkbox"/>
Front Wing Gurney Height	
Slipper	2Plate <input checked="" type="checkbox"/> 3Plate <input type="checkbox"/> 4Plate <input type="checkbox"/>
Rear Hex	0 <input type="checkbox"/> 0.75 <input type="checkbox"/> 1.5 <input type="checkbox"/>
Front Hex	0 <input type="checkbox"/> 0.75 <input type="checkbox"/> 1.5 <input type="checkbox"/>

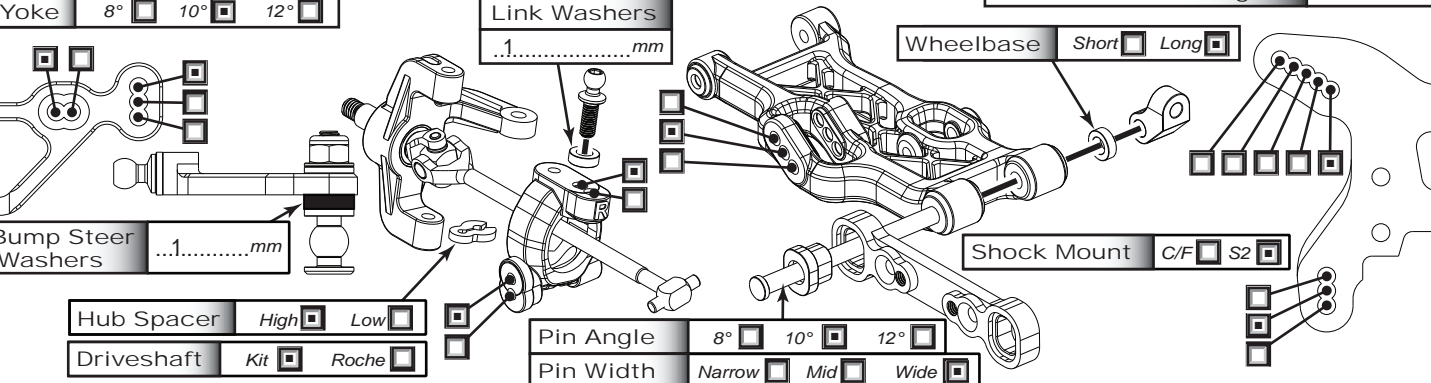
Front Shocks	
Oil .550.....cSt	Spring Yellow.....lb/in
Shock Cap Vented <input checked="" type="checkbox"/>	Sealed <input type="checkbox"/>
Aeration <input type="checkbox"/>	
Piston 2.hole..... Drilled <input checked="" type="checkbox"/>	Hole Size 1.8.....mm
Internal Limiters.....mm	Kashima Body No <input type="checkbox"/> Yes <input checked="" type="checkbox"/>



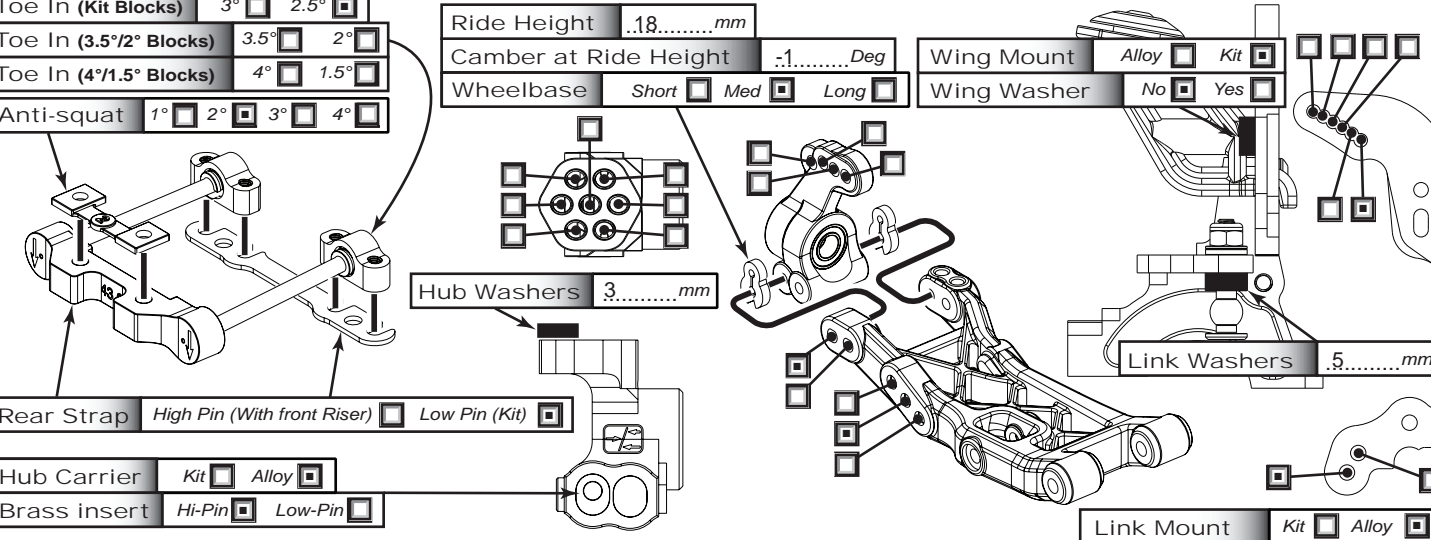
Rear Shocks	
Oil .400.....cSt	Spring Green.....lb/in
Shock Cap Vented <input checked="" type="checkbox"/>	Sealed <input type="checkbox"/>
Aeration <input type="checkbox"/>	
Piston 2.hole..... Drilled <input checked="" type="checkbox"/>	Hole Size 2.1.....mm
Internal Limiters.....mm	Kashima Body No <input type="checkbox"/> Yes <input checked="" type="checkbox"/>
Shock Stand Off Spacing.....mm	



Front Suspension	
Toe ±1.....Deg	Yoke 8° <input type="checkbox"/> 10° <input checked="" type="checkbox"/> 12° <input type="checkbox"/>
Anti Roll Bar None <input type="checkbox"/> 1.2 <input type="checkbox"/> 1.4 <input type="checkbox"/> 1.6 <input type="checkbox"/> 1.8 <input checked="" type="checkbox"/> 2.0 <input type="checkbox"/>	Ride Height .18.....mm
Link Washers .1.....mm	Camber at Ride Height -.1.....Deg
Wheelbase Short <input type="checkbox"/> Long <input checked="" type="checkbox"/>	Shock Mount C/F <input type="checkbox"/> S2 <input checked="" type="checkbox"/>
Bump Steer Washers .1.....mm	Hub Spacer High <input type="checkbox"/> Low <input checked="" type="checkbox"/>
Driveshaft Kit <input checked="" type="checkbox"/> Roche <input type="checkbox"/>	Pin Angle 8° <input type="checkbox"/> 10° <input checked="" type="checkbox"/> 12° <input type="checkbox"/>
	Pin Width Narrow <input type="checkbox"/> Mid <input type="checkbox"/> Wide <input type="checkbox"/>



Rear Suspension	
Toe In (Kit Blocks) 3° <input type="checkbox"/> 2.5° <input checked="" type="checkbox"/>	Anti Roll Bar None <input type="checkbox"/> 1.2 <input type="checkbox"/> 1.4 <input type="checkbox"/> 1.6 <input checked="" type="checkbox"/> 1.8 <input type="checkbox"/> 2.0 <input type="checkbox"/>
Toe In (3.5°/2° Blocks) 3.5° <input type="checkbox"/> 2° <input checked="" type="checkbox"/>	Ride Height .18.....mm
Toe In (4°/1.5° Blocks) 4° <input type="checkbox"/> 1.5° <input checked="" type="checkbox"/>	Camber at Ride Height -.1.....Deg
Anti-squat 1° <input type="checkbox"/> 2° <input checked="" type="checkbox"/> 3° <input type="checkbox"/> 4° <input type="checkbox"/>	Wheelbase Short <input type="checkbox"/> Med <input checked="" type="checkbox"/> Long <input type="checkbox"/>
Hub Washers 3.....mm	Shock Mount C/F <input type="checkbox"/> S2 <input checked="" type="checkbox"/>
Link Washers .5.....mm	Wing Mount Alloy <input type="checkbox"/> Kit <input checked="" type="checkbox"/>
Rear Strap High Pin (With front Riser) <input type="checkbox"/> Low Pin (Kit) <input checked="" type="checkbox"/>	Wing Washer No <input type="checkbox"/> Yes <input checked="" type="checkbox"/>
Hub Carrier Kit <input type="checkbox"/> Alloy <input checked="" type="checkbox"/>	Link Mount Kit <input type="checkbox"/> Alloy <input checked="" type="checkbox"/>
Brass insert Hi-Pin <input type="checkbox"/> Low-Pin <input checked="" type="checkbox"/>	



Notes

All link heights include washers you have to run.
 Full carbon top decks.
 Alloy diff housings

