


Driver Details

Name Ben Smith
 Date
 Event / Track Worksop
 Weather
 Result

Chassis and Electrics

Chassis Kit Flex
 Car Weight g
 Front Topdeck S2 2.0mm C/F 2.5mm C/F 3.0mm
 Rear Topdeck 2.5mm 3.0mm
 Sidepods S2 C/F
 Front Hex -0.75 0 0.75 1.5
 Rear Hex -0.75 0 0.75 1.5
 Bodyshell Thickness Rear Wing
 E.S.C C/F Tray Brass Tray
 Servo
 Receiver C/F Tray Brass Tray
 LiPo Front Middle Rear

Notes



Track Conditions

Grip Level High Medium Low
 Type Tight Open Mixed
 Surface Clay Astro Grass Mixed Carpet
 Condition Smooth Bumpy Mixed
 Jumps Small Medium Large Mixed

Wheels, Tyres and Inserts

Front Wheels Rear Wheels
 Front Tyres Honeycomb Rear Tyres Honeycomb
 Front Inserts Rear Inserts

Front Shocks

Spring Blue.....lb/in Shock Cap Sealed
 Oil 500.....cst .Blue.....lb/in Vented Aeration
 Piston..2.hole..... Drilled Hole Size..1.8.....mm
 Internal Limiters..0.....mm Kashima Body No Yes

Front Diff

Height High Mid Low
 Oil 12k cSt 2 Gear 4 Gear
 Kit Alloy Carbon

Rear Diff

Height High Mid Low
 Oil 12k cSt 2 Gear 4 Gear
 Kit Alloy Carbon

Motor and Gearing

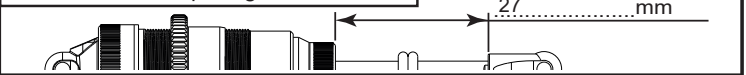
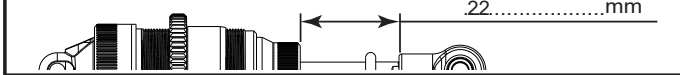
Motor
 Rotor Diameter
 Timing
 Spur Size
 Pinion Size

Other settings

Rear Wing Gurney Height Wing Type
 Front Wing Small Big
 Front Wing Gurney Height
 Slipper 2Plate 3Plate

Rear Shocks

Spring Green.....lb/in Shock Cap Sealed
 Oil 400.....cst .Green.....lb/in Vented Aeration
 Piston..2.hole..... Drilled Hole Size..2.1.....mm
 Internal Limiters..0.....mm Kashima Body No Yes
 Shock Stand Off Spacing .1.....mm



Front

Anti Roll Bar None 1.2 1.4 1.6 1.8 1.9 2.0 2.1

Ride Height 20.....mm
 Camber at Ride Height -2.....Deg

Toe 2.....Deg
 Yoke 8° 10° 12°
 Yoke Med Stiff Alloy

Bumper Stiff Carbon

Link Washers 3.....mm

Wishbone Med Stiff Carbon

Wheelbase Short Long

Shock Mount C/F S2

Hingepin Steel Ti

Strap Alloy Brass

Housing Kit Alloy

Hub Spacer High Low
 Driveshaft Kit Roche

Pin Angle 8° 10° 12°
 Pin Width Narrow Mid Wide

Bump Steer Washers 0.....mm

Rear

Anti Roll Bar None 1.2 1.3 1.4 1.6 1.8 1.9 2.0 2.1

Shock Mount C/F S2

Toe In 4° 3.5° 3° 2.5°
 2° 1.5° 1° 0.5°

Ride Height 20.....mm
 Camber at Ride Height -2.....Deg

Wheelbase Short Med Long

Anti-squat 1° 2° 3° 4°

Hub Washersmm

Driveshaft U/J CVD

Steel Washer Required

Link Washers 3.....mm

Housing Kit Alloy

Hub Carrier Kit Alloy
 Brass insert Hi-Pin Low-Pin

Rear Strap High Pin - Arrows up (U7977) Low Pin - Arrows down (Kit)

Gearbox Riser Yes No

Wishbone Med Stiff Carbon

Hingepin Steel Ti

Link Mount Kit Alloy