

Driver and Event	
Name	Tom Cockerill
Date	December '12
Event	Silverstone Winter Masters
Weather	Indoors
Result	Q2 & Win

Track Conditions	
Surface	AstroTurf
Grip Level	High
Track Condition	Smooth




Electrics and Gearing	
E.S.C	Speed Passion Reventon Pro
Servo	GM
Receiver	KO
Batteries	Speed Power 4200
Motor	Speed Passion 5.5R
Spur Gear	98T <input checked="" type="checkbox"/> 95T <input type="checkbox"/>
Pinion	19
LH Cell Position	Forward <input checked="" type="checkbox"/> Backward <input type="checkbox"/>


Wheels and Tyres	
Rear Wheels	Schumacher Flex
Rear Tyre	Schumacher MiniSpike
Rear Insert	Schumacher Medium
Front Wheels	Schumacher Flex
Front Tyre	Schumacher MiniSpike
Front Insert	Schumacher Medium

Additional Settings	
Car Weight	1670g
Weights Added	N/A
Chassis	Alloy <input checked="" type="checkbox"/> Option <input type="checkbox"/>

**NOTES**  
Core Oil & Springs

Diff Type	
Diff Oil	
Front	Ball <input checked="" type="checkbox"/> Gear <input type="checkbox"/>
Rear	Ball <input checked="" type="checkbox"/> Gear <input type="checkbox"/>

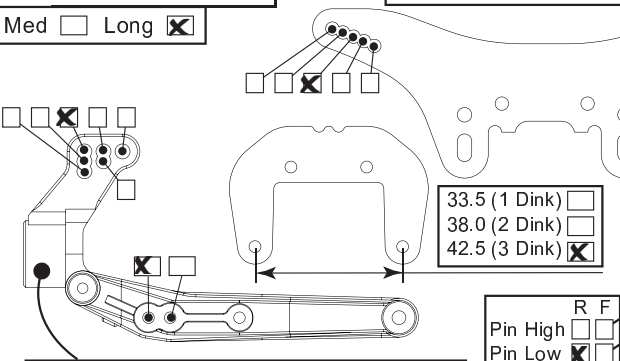
Rear Shocks	
Oil 450	Spring Black
Shock Cap Sealed <input type="checkbox"/>	Vented <input type="checkbox"/> Emulsion <input checked="" type="checkbox"/>
Piston Black Tapered	
Drilled <input type="checkbox"/>	Hole Size N/A mm
	
Shock Length 96.0 mm	

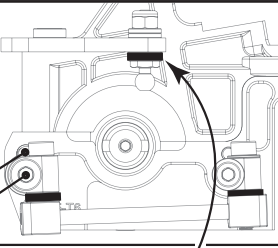
Front Shocks	
Oil 700	Spring Blue
Shock Cap Sealed <input type="checkbox"/>	Vented <input type="checkbox"/> Emulsion <input checked="" type="checkbox"/>
Piston Black Tapered	
Drilled <input type="checkbox"/>	Hole Size N/A mm
	
Shock Length 82.1 mm	

Rear Suspension	
Anti roll bar	No <input checked="" type="checkbox"/> 1.00 <input type="checkbox"/> 1.20 <input type="checkbox"/> 1.40 <input type="checkbox"/> 1.60 <input type="checkbox"/>
Wheelbase	Short <input type="checkbox"/> Med <input type="checkbox"/> Long <input checked="" type="checkbox"/>

Camber at Ride Height	-2.0 Deg
Ride Height	19 mm
Anti-squat Washers	
0.00 Difference = 0.00° Toe-in	<input type="checkbox"/>
0.50 Difference = 0.60° Toe-in	<input type="checkbox"/>
1.00 Difference = 1.30° Toe-in	<input type="checkbox"/>
1.50 Difference = 1.95° Toe-in	<input type="checkbox"/>
2.00 Difference = 2.60° Toe-in	<input checked="" type="checkbox"/>
2.50 Difference = 3.25° Toe-in	<input type="checkbox"/>
3.00 Difference = 3.90° Toe-in	<input type="checkbox"/>

Rear Toe-in & Track Washers	
0.00 Difference = 0.00° Toe-in	<input type="checkbox"/>
0.50 Difference = 0.60° Toe-in	<input type="checkbox"/>
1.00 Difference = 1.30° Toe-in	<input type="checkbox"/>
1.50 Difference = 1.95° Toe-in	<input type="checkbox"/>
2.00 Difference = 2.60° Toe-in	<input type="checkbox"/>
2.50 Difference = 3.25° Toe-in	<input checked="" type="checkbox"/>
3.00 Difference = 3.90° Toe-in	<input type="checkbox"/>
Rear 0 mm	Front 0 mm



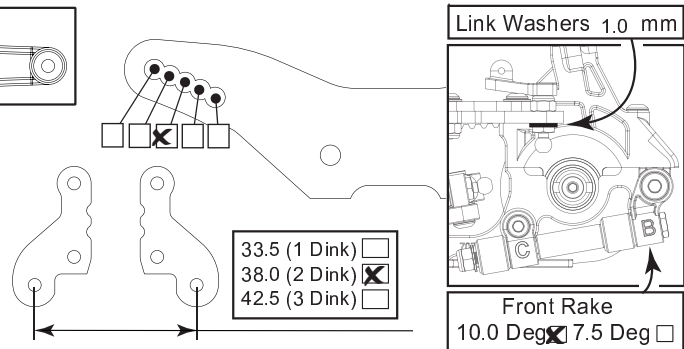
Rear	mm	Front	mm
			
Link Washers 2.0 mm			

Rear Hub Carrier	Alloy <input type="checkbox"/> Std <input checked="" type="checkbox"/>
Alloy Hub Carrier	+1° <input type="checkbox"/> -1° <input type="checkbox"/>
Blocks	Moulded <input checked="" type="checkbox"/> Alloy <input type="checkbox"/>

Front Suspension	
Anti roll bar	No <input checked="" type="checkbox"/> 1.00 <input type="checkbox"/> 1.20 <input type="checkbox"/> 1.40 <input type="checkbox"/> 1.60 <input type="checkbox"/>

Camber at Ride Height	-2.0 Deg
Toe-In	-0.5 Deg
Ride Height	18 mm
Washers	0 mm

Track Washers	mm
Blocks	Moulded <input checked="" type="checkbox"/> Alloy <input type="checkbox"/>



Link Washers	1.0 mm
Front Yoke	12.5 <input type="checkbox"/> (Kit) <input checked="" type="checkbox"/> 7.5 <input type="checkbox"/>
Front Rake	10.0 Deg <input checked="" type="checkbox"/> 7.5 Deg <input type="checkbox"/>