

Driver & Event	
Name	TEST DRIVER
Date	JUNE 16 Event TESTING
Weather	DRY
Result	

Electrics & Chassis	
E.S.C	HOBBYWING
Servo	KO
Reciever	KO Lipo SHORTY LIPO
Front Top Deck	Yes <input type="checkbox"/> No <input checked="" type="checkbox"/>
Shorty LiPo	Front <input checked="" type="checkbox"/> Middle <input type="checkbox"/> Rear <input type="checkbox"/>
Trans Position	1 <input type="checkbox"/> 2 <input type="checkbox"/> 3 <input type="checkbox"/> 4 <input checked="" type="checkbox"/>
Chassis	Alloy <input checked="" type="checkbox"/> Carbon <input type="checkbox"/>

Motor & Gearing	
Motor	7.5
Rotor Diameter	STD mm
Timing	STD Deg
Spur	83
Pinion	25


Track Conditions	
Grip Level	High <input type="checkbox"/> Med <input checked="" type="checkbox"/> Low <input type="checkbox"/>
Type	Tight <input type="checkbox"/> Open <input type="checkbox"/> Mixed <input checked="" type="checkbox"/>
Surface	Clay <input type="checkbox"/> Astro <input checked="" type="checkbox"/> Grass <input type="checkbox"/> Mixed <input type="checkbox"/> Carpet <input type="checkbox"/>
Condition	Smooth <input type="checkbox"/> Bumpy <input checked="" type="checkbox"/>

Other settings	
Car Weight	g
Wing Gurney Height Front	mm
Wing Gurney Height Rear	-8.0 mm
Front Wing	<input type="checkbox"/> small <input type="checkbox"/> big <input type="checkbox"/>
Alloy Sidepods	<input type="checkbox"/>
Front Brass Weight	<input checked="" type="checkbox"/>
Multi Plate Slipper	<input type="checkbox"/>
Narrow Rear Wheel Hex	<input type="checkbox"/>


Diff Type	
Ball <input type="checkbox"/> Gear <input checked="" type="checkbox"/>	Diff Oil 12,000 cSt
Diff Height	High <input type="checkbox"/> Mid <input type="checkbox"/> Low <input checked="" type="checkbox"/>

Wheels & Tyres	
Rr Tyre	MINI-DART YELLOW
Rr Wheel	STD
Rr Insert	STD MEDIUM
Fr Tyre	STAGGER RIB YELLOW
Fr Wheel	SLIM FRONT
Fr Insert	MEDIUM SLIM

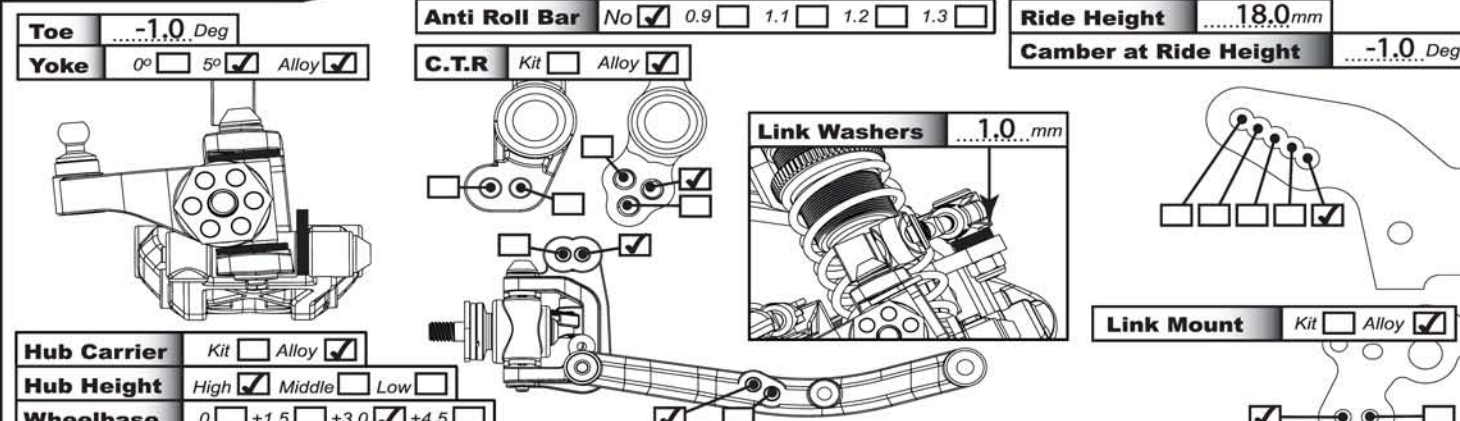
Front Shocks	
Oil	550 cSt
Spring	CORE 4.6 lb/in
Shock Cap	Sealed <input type="checkbox"/> Vented <input type="checkbox"/> Aeration <input checked="" type="checkbox"/>
Piston	WHITE Drilled <input type="checkbox"/> Hole Size.....mm
Internal Limiters	2.0 mm Small Bore Shocks <input type="checkbox"/>
Shock Length	22.0 mm



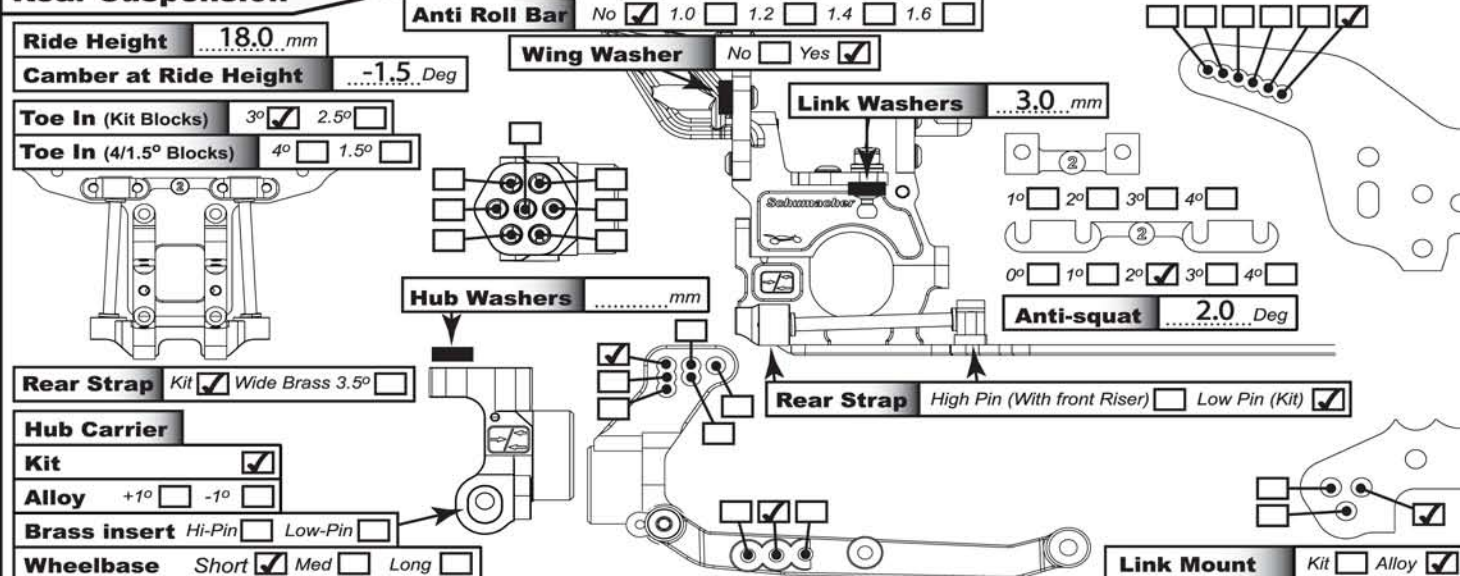
Rear Shocks	
Oil	400 cSt
Spring	CORE 2.2 lb/in
Shock Cap	Sealed <input type="checkbox"/> Vented <input type="checkbox"/> Aeration <input checked="" type="checkbox"/>
Piston	BLACK Drilled <input checked="" type="checkbox"/> Hole Size.....1.7 mm
Internal Limitersmm Small Bore Shocks <input type="checkbox"/>
Shock Position	Rear Mounted <input checked="" type="checkbox"/> Front Mounted <input type="checkbox"/>
Shock Length	27.3 mm



Front Suspension	
Toe	-1.0 Deg
Yoke	0° <input type="checkbox"/> 5° <input checked="" type="checkbox"/> Alloy <input checked="" type="checkbox"/>
Anti Roll Bar	No <input checked="" type="checkbox"/> 0.9 <input type="checkbox"/> 1.1 <input type="checkbox"/> 1.2 <input type="checkbox"/> 1.3 <input type="checkbox"/>
C.T.R	Kit <input type="checkbox"/> Alloy <input checked="" type="checkbox"/>
Ride Height	18.0 mm
Camber at Ride Height	-1.0 Deg
Link Washers	1.0 mm
Link Mount	Kit <input type="checkbox"/> Alloy <input checked="" type="checkbox"/>
Hub Carrier	Kit <input type="checkbox"/> Alloy <input checked="" type="checkbox"/>
Hub Height	High <input checked="" type="checkbox"/> Middle <input type="checkbox"/> Low <input type="checkbox"/>
Wheelbase	0 <input type="checkbox"/> +1.5 <input type="checkbox"/> +3.0 <input checked="" type="checkbox"/> +4.5 <input type="checkbox"/>



Rear Suspension	
Ride Height	18.0 mm
Camber at Ride Height	-1.5 Deg
Toe In (Kit Blocks)	3° <input checked="" type="checkbox"/> 2.5° <input type="checkbox"/>
Toe In (4/1.5° Blocks)	4° <input type="checkbox"/> 1.5° <input type="checkbox"/>
Anti Roll Bar	No <input checked="" type="checkbox"/> 1.0 <input type="checkbox"/> 1.2 <input type="checkbox"/> 1.4 <input type="checkbox"/> 1.6 <input type="checkbox"/>
Wing Washer	No <input type="checkbox"/> Yes <input checked="" type="checkbox"/>
Link Washers	3.0 mm
Hub Washers mm
Anti-squat	2.0 Deg
Rear Strap	Kit <input checked="" type="checkbox"/> Wide Brass 3.5° <input type="checkbox"/>
Hub Carrier	Kit <input checked="" type="checkbox"/> Alloy <input type="checkbox"/>
Alloy	+1° <input type="checkbox"/> -1° <input type="checkbox"/>
Brass insert	Hi-Pin <input type="checkbox"/> Low-Pin <input type="checkbox"/>
Wheelbase	Short <input checked="" type="checkbox"/> Med <input type="checkbox"/> Long <input type="checkbox"/>
Rear Strap	High Pin (With front Riser) <input type="checkbox"/> Low Pin (Kit) <input checked="" type="checkbox"/>
Link Mount	Kit <input type="checkbox"/> Alloy <input checked="" type="checkbox"/>



Notes

