

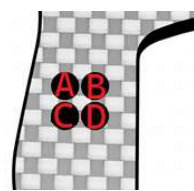


Driver: Event: Qual: Main:


Date: Track: Finish: Best:

Front Suspension

Ride Height:
 Camber:
 Toe:
 Anti-Roll Bar:
 Arm Type:
 Tower Type:
 Caster Block:
 Bulkhead Type:
 Kick-Up Angle:
 Wheel Adapters:



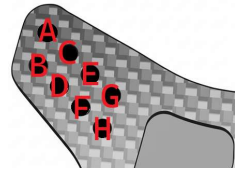
Camber Link Setting:



Bump Steer Spacing:

Steering Plate:

Ball Stud Spacing:

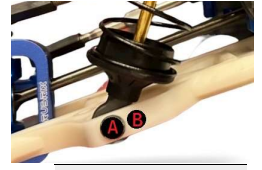


Shock Tower Setting:



Hub Spacing:

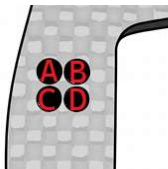
Spacing:



Arm Hole:

Rear Suspension

Ride Height:
 Camber:
 Anti-Roll Bar:
 Arm Type:
 Tower Type:
 Hub Spacing:
 Hub Type:

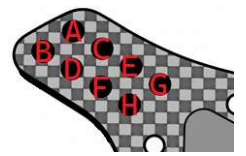


Camber Link Setting:



Hub Spacing:


Ball Stud Spacing:



Shock Tower Setting:



Arm Hole:



Rear Toe-In:

Electronics

Radio: Servo:
 EPA (%) Throttle:
 ESC:
 ESC Settings:
 Motor:
 Pinion: Spur:
 Battery:
 Battery Position:

Drivetrain

Differential
 Ball Gear
 3/32 Ball Type
 Ceramic Tungsten
 Steel N/A
 Pulley
 Rear 33T Front 33T
 ReRe 34T
 Oil
 5k 10k 15k 20k

Shocks

	Front	Rear
Piston:	<input type="text"/>	<input type="text"/>
Fluid:	<input type="text"/>	<input type="text"/>
Spring:	<input type="text"/>	<input type="text"/>
Limiters:	In: <input type="text"/> Out: <input type="text"/>	In: <input type="text"/> Out: <input type="text"/>
Stroke:	<input type="text"/>	<input type="text"/>
Eyelet:	<input type="text"/>	<input type="text"/>
Cup Offset:	<input type="text"/>	<input type="text"/>



Slipper Clutch

Type:
 Main Pulley Type:
 # of Pads:

Track Information

Size:
 Surface:
 Traction:
 Moisture:
 Condition:
 Temperature:

Tyres

Front:
 Fr Compound:
 Fr Insert:
 Rear:
 Rr Compound:
 Rr Insert:
 Wheel (F/R):

Body & Weight

Body:
 Front Wing:
 Rear Wing:
 Wing Angle:
 Servo Weights:
 Elec. Weights:
 Total Weight:

Comments

Notes: