

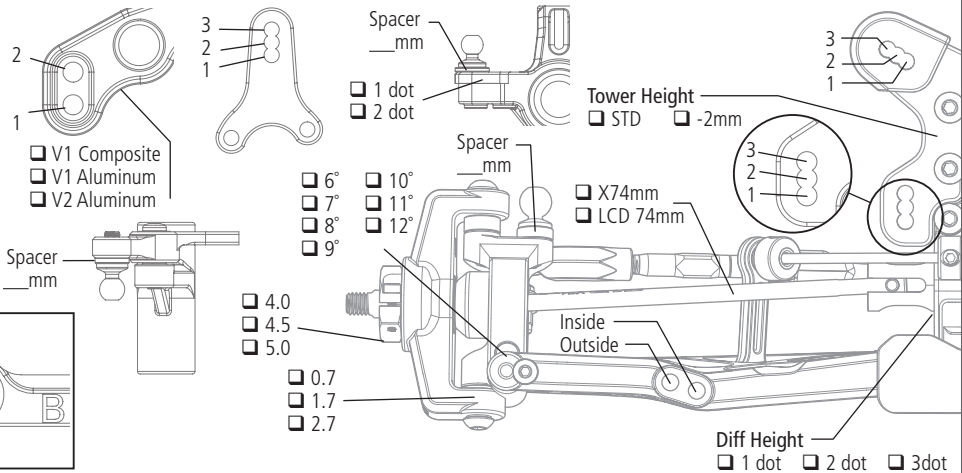
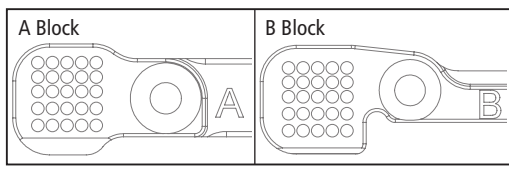
Name: \_\_\_\_\_ Date: \_\_\_\_\_ Event: \_\_\_\_\_ Track: \_\_\_\_\_

**TRACK CONDITIONS**

Indoor    Clay    Carpet    Tight    Smooth    Hard Packed    Blue Groove    Wet   **Bite:**  Low  Med  High   **Other:** \_\_\_\_\_  
 Outdoor    Dirt    Astro    Open    Rough    Loose/Loamy    Dry    Dusty   **Tread:**  Pin  Ghost  Slicks

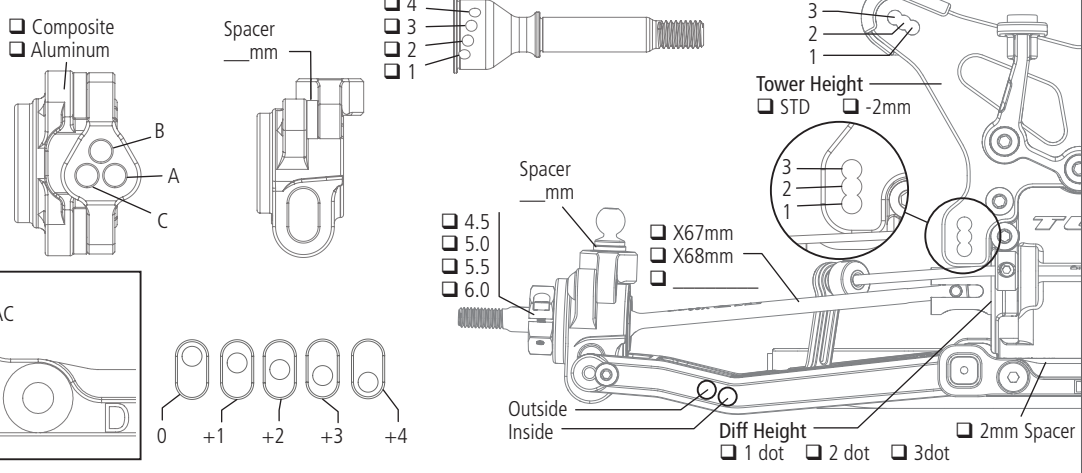
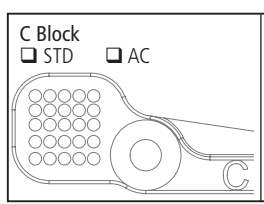
**FRONT SUSPENSION**

Ride Height	mm
Camber	°
Toe	°
Sway Bar/Insert	/
Notes:	_____
	_____
	_____



**REAR SUSPENSION**

Ride Height	mm
Camber	°
Sway Bar/Insert	/
Notes:	_____
	_____
	_____



**DIFFERENTIALS**

	Front	Center	Rear
Fluid/Setting			
Int Gears	<input type="checkbox"/> Stl <input type="checkbox"/> Comp	<input type="checkbox"/> Stl <input type="checkbox"/> Comp	<input type="checkbox"/> Stl <input type="checkbox"/> Comp
Weight	g	g	g
Ring/Pin	<input type="checkbox"/> Stl <input type="checkbox"/> Comp	<input type="checkbox"/> Stl <input type="checkbox"/> Comp	<input type="checkbox"/> Stl <input type="checkbox"/> Comp
Center Diff Cover		<input type="checkbox"/> Composite <input type="checkbox"/> Aluminum	
Center Drive		<input type="checkbox"/> Dec Slip <input type="checkbox"/> Slip <input type="checkbox"/> Diff	

**AERODYNAMICS**

Body	
Fr Scoop	
Rr Wing	
Wicker	
Angle	°
Notes	

**TIRES**

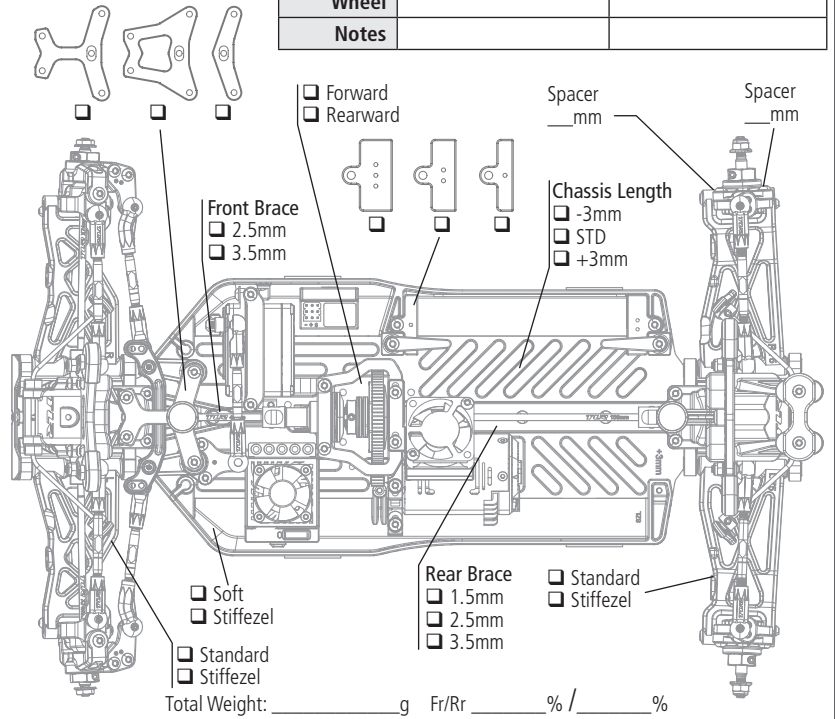
	Front	Rear
Brand		
Tread		
Compound		
Insert		
Sauce		
Wheel		
Notes		

**SHOCKS**

	Front	Rear
Oil	wt	wt
Piston Holes	mm	mm
Piston	<input type="checkbox"/> 2mm <input type="checkbox"/> 2.5mm	<input type="checkbox"/> 2mm <input type="checkbox"/> 2.5mm
Limiters, Int		
Shaft Dia	<input type="checkbox"/> 3.0mm <input type="checkbox"/> 3.5mm	<input type="checkbox"/> 3.0mm <input type="checkbox"/> 3.5mm
Limiters, Ext		
Stroke	mm	mm
Eyelet	<input type="checkbox"/> Std <input type="checkbox"/> +2mm	<input type="checkbox"/> Std <input type="checkbox"/> +2mm
Spring		
Spring Cup	<input type="checkbox"/> Low <input type="checkbox"/> Mid <input type="checkbox"/> High	<input type="checkbox"/> Low <input type="checkbox"/> Mid <input type="checkbox"/> High

**ELECTRONICS**

Radio		ESC
Servo		Thro Prof
Battery		Timing Adv
Battery Wt	g	Initial Brake
Motor		Drag Brake
Gearing	/	Thr/Bra EPA



**CHASSIS**