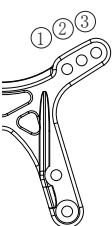


Name _____	Date _____	Track / City _____	Event _____
------------	------------	--------------------	-------------

### Front Suspension



Upper Spacer: \_\_\_\_\_ mm

4.8mm Ball Stud: Camber: \_\_\_\_\_ °

UM128 (Std)     UMW508 (+2mm High Mount)

4.8mm Ball Stud Spacer: \_\_\_\_\_ mm

Toe:  In  Out \_\_\_\_\_ °

Tie Rod: \_\_\_\_\_

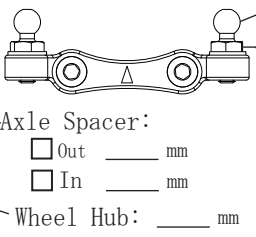
Front Bulkhead Weight Placement:

None    \*1oz=28g     A (UM502)     B (UM721/Std)     C (UM567)

Bulkhead Inside \_\_\_\_\_ oz \_\_\_\_\_ g

On the skid plate \_\_\_\_\_ oz \_\_\_\_\_ g

Comments: \_\_\_\_\_



Axle Spacer:  Out \_\_\_\_\_ mm     In \_\_\_\_\_ mm

Wheel Hub: \_\_\_\_\_ mm

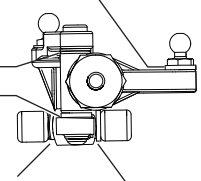
Caster Block position:  IN (wide/Std)     OUT (Narrow)

Axle Height Spacer:  \_\_\_\_\_ mm     \_\_\_\_\_ mm

4.8mm Ball Stud:  LA246 (-1mm Low Mount)     97050M (Std)

Ackerman Steer Spacer: \_\_\_\_\_ mm

Bump Steer Spacer: \_\_\_\_\_ mm

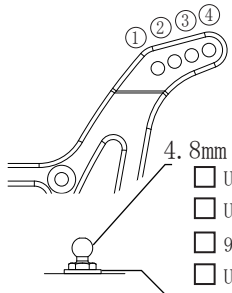


Caster:  25° Spacer:  25°     30°     0.5     1.0     None     0°     2°     4°

Front Axle:  UM569 (RB6)     UM506 (RB5)

Wheelbase: F: \_\_\_\_\_ mm    R: \_\_\_\_\_ mm

### Rear Suspension



RR: \_\_\_\_\_

Mid: \_\_\_\_\_

Sus Holder Spacer: F  0.5    R  0.5     1.0     1.0     None     None

Anti-Squat: \_\_\_\_\_ °

4.8mm Ball Stud:  UM129     UMW508 (+2mm High Mount)     97050M     UM128 (Std)

Sway Bar:  None     \_\_\_\_\_ mm

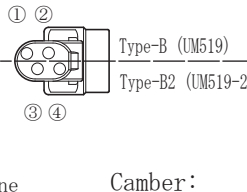
Camber: \_\_\_\_\_ °

Universal Swing Shaft: \_\_\_\_\_

Upper Spacer: \_\_\_\_\_ mm

Lower Sus Holder: Normal  RF     UMW511+UMW512     RM     UMW705+UMW706: \_\_\_\_\_

Wide  RF2     UMW514+UMW515     MM     UMW705+UMW707: \_\_\_\_\_



Type-B (UM519)    Type-B2 (UM519-2)

Upper Spacer: \_\_\_\_\_ mm

Wheelbase: F: \_\_\_\_\_ mm    R: \_\_\_\_\_ mm

Axle Spacer:  Out \_\_\_\_\_ mm     In \_\_\_\_\_ mm

Arm:  UM713     UM521     UM566     UM521-1     UM503

Rear Hub Toe:  0°     UM519     0.5°     UM519-2     1°     Alu (UMW516)     Alu (UMW704)

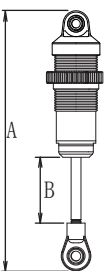
Motor Position:  Rear Motor     Midship Motor

Diff.:  Gear Diff. # \_\_\_\_\_     Ball Diff.

Comments: \_\_\_\_\_

### Shock

	Front		Rear	
Shock Piston:	_____	_____	_____	_____
Shock Oil:	# _____	# _____	# _____	# _____
Shock Spring:	_____	_____	_____	_____
Limiters:	in _____ mm	out _____ mm	in _____ mm	out _____ mm
Shock Length(A):	_____ mm	_____ mm	_____ mm	_____ mm
Shock Length(B):	_____ mm	_____ mm	_____ mm	_____ mm
0-ring:	_____	_____	_____	_____
Ball End type Front:	S <input type="checkbox"/> M <input type="checkbox"/> L <input type="checkbox"/>			
Rear:	S <input type="checkbox"/> M <input type="checkbox"/> L <input type="checkbox"/>			




### Battery Placement

Comment: \_\_\_\_\_

Front     Rear

Foam:  Front     Rear     None

### Chassis



F \_\_\_\_\_ mm    Ride Height \_\_\_\_\_ mm    R \_\_\_\_\_ mm

### Battery Type

Straight     Separate     Short

Type: \_\_\_\_\_

### Other

Motor: \_\_\_\_\_

ESC: \_\_\_\_\_

Pinion/Spur: \_\_\_\_\_

### Track Condition

<input type="checkbox"/> Smooth	<input type="checkbox"/> Sandy	<input type="checkbox"/> Blast-S
<input type="checkbox"/> Bumpy	<input type="checkbox"/> Soft Dirt	<input type="checkbox"/> Blast-L
<input type="checkbox"/> Low Traction	<input type="checkbox"/> Grass	<input type="checkbox"/> Step-S
<input type="checkbox"/> Med. Traction	<input type="checkbox"/> BlueGroove	<input type="checkbox"/> Step-M
<input type="checkbox"/> High Traction	<input type="checkbox"/> Clay	<input type="checkbox"/> Step-L
<input type="checkbox"/> Wet	<input type="checkbox"/> Dusty	<input type="checkbox"/> Step 2.0
<input type="checkbox"/> Dry	<input type="checkbox"/> _____	<input type="checkbox"/> Lip: _____

### Tire

Tire	Compound	Insert	Wheel
Front: _____	_____	_____	_____
Rear: _____	_____	_____	_____
Comment: _____	_____		
Comment: _____	_____		