

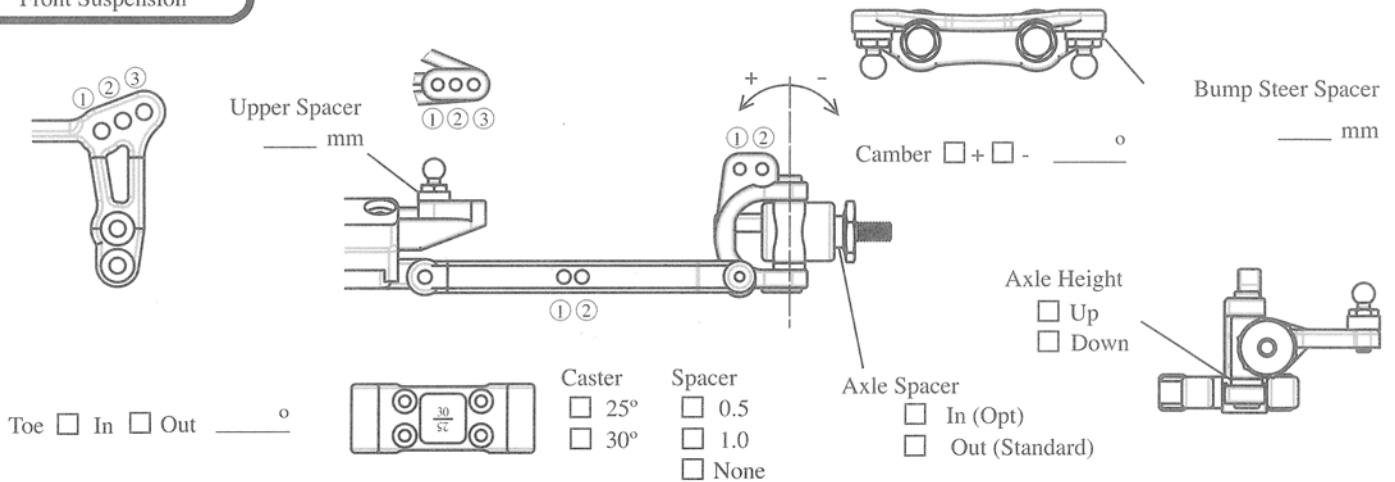
Name _____

Date _____

Truck / City _____

Event _____

Front Suspension



Upper Spacer _____ mm

Bump Steer Spacer _____ mm

Camber $\square + \square - \square^\circ$

Axle Height
☐ Up
☐ Down

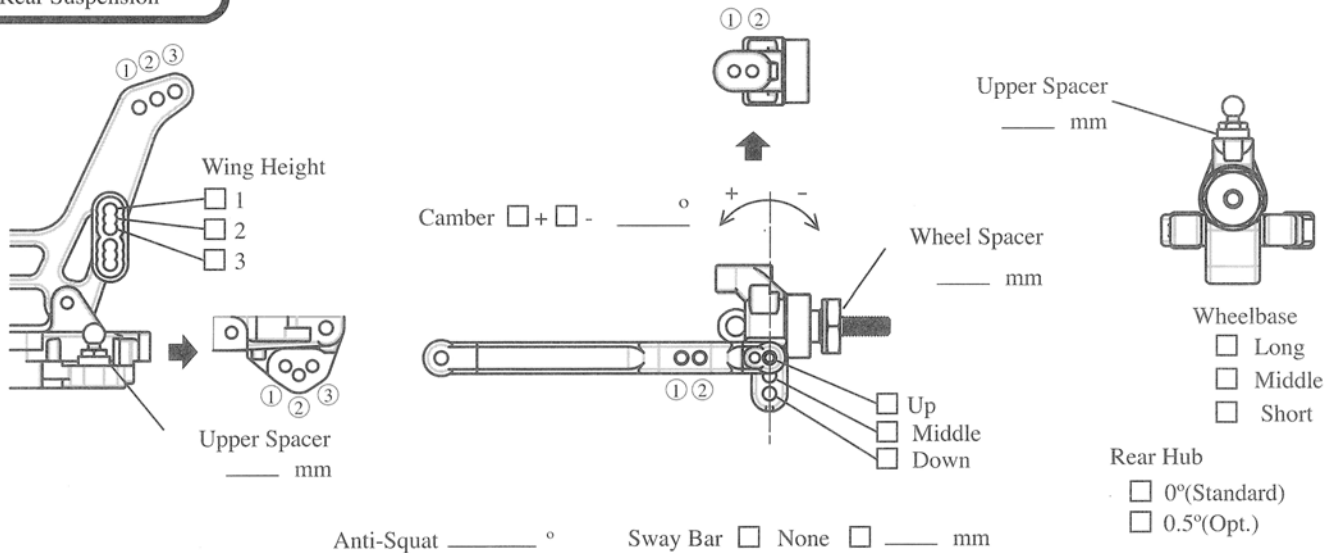
Toe ☐ In ☐ Out _____°

Caster
☐ 25°
☐ 30°

Spacer
☐ 0.5
☐ 1.0
☐ None

Axle Spacer
☐ In (Opt)
☐ Out (Standard)

Rear Suspension



Wing Height
☐ 1
☐ 2
☐ 3

Upper Spacer _____ mm

Wheel Spacer _____ mm

Wheelbase
☐ Long
☐ Middle
☐ Short

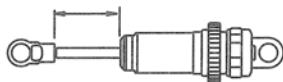
Rear Hub
☐ 0°(Standard)
☐ 0.5°(Opt.)

Anti-Squat _____°

Sway Bar ☐ None ☐ _____ mm

Shock

	Front	Rear
Shock Piston	_____	_____
Shock Oil	# _____	# _____
Shock Spring	_____	_____
Limiters	_____	_____
Shock Length	_____ mm	_____ mm



Body / Wing / Chassis

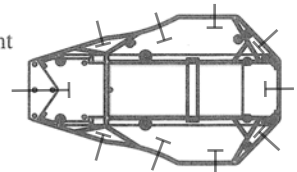
Body _____

Wing _____

Wing Angle
☐ 4° ☐ 7° ☐ 10°

Battery Placement
☐ Front ☐ Rear

Weight Placement



PL _____

Ride Height ☐ A ☐ B F _____ mm R _____ mm

Tire

	Front	Rear
Tire	_____	_____
Inserts	_____	_____
Wheel	_____	_____
Traction Compound	_____	_____

Others

Motor _____

Pinion/Spur _____ / _____

Battery _____

ESC _____

Truck Condition

<input type="checkbox"/> Smooth	<input type="checkbox"/> Wet	<input type="checkbox"/> Blue Groove
<input type="checkbox"/> Bumpy	<input type="checkbox"/> Dry	<input type="checkbox"/> Clay
<input type="checkbox"/> Low Traction	<input type="checkbox"/> Sandy	<input type="checkbox"/> Dusty
<input type="checkbox"/> Med. Traction	<input type="checkbox"/> Soft Dirt	<input type="checkbox"/> Other
<input type="checkbox"/> High Traction	<input type="checkbox"/> Grass	

Comment : _____