

InfernoMP10E SETUP SHEET

ver.1.00



Driver Reno Savoya		Date 17/06/24		Track RC94 Sucy Condition: 15°C low grip wet		Event Kyosho Masters		Spur Gear <input type="checkbox"/> 46T(Std.) <input type="checkbox"/> 47T <input type="checkbox"/> 48T		Pinion Gear 20 T	
Motor Konect 2050kv		Battery 8200 Gens Ace		ESC Konect prototype		Tires Matrix Neutron Compound: US		Matrix Matrix		TKI2	

● Diff. Gear Set-Up

	Front	Center	Rear
Diff. Gear	<input checked="" type="checkbox"/> Std. <input type="checkbox"/> LSD	<input checked="" type="checkbox"/> Std. <input type="checkbox"/> LSD	<input checked="" type="checkbox"/> Std. <input type="checkbox"/> LSD
	<input type="checkbox"/> IFW621	<input type="checkbox"/> IFW622	<input type="checkbox"/> IFW621
	Ring Gear <input checked="" type="checkbox"/> 43/13 <input type="checkbox"/> 42/12	# 10 000	<input checked="" type="checkbox"/> 43/13 <input type="checkbox"/> 42/12 # 5 000
	# 10 000		

● Shock Set-Up

	Front	Rear
Shock Type	P: w/Diaphragm A: Aeration Size: 50 - P	Size: 58 - P
Shock Piston	B: Black W: White T: Taper T: 8x1,2	W: 8x1,3
Shock Oil	# 550	# 550
Shock Spring	Length: 70mm Color: red	Length: 81mm Color: red

● Ride Height

Front	Rear
23 mm	26 mm

● Rebound

Front	Rear
105 mm	120 mm

● Camber Angle

Front	Rear
+ -3°	+ -3°

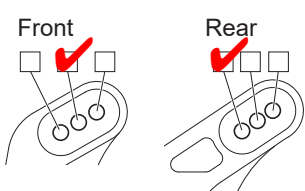
● Toe Angle

Front	Rear
+ -2°	<input type="checkbox"/> 2.5° <input checked="" type="checkbox"/> 3° <input type="checkbox"/> 3.5°

● Wheelbase

Collar of Rear Hub	Front Side 5 mm
	Rear Side 0 mm

● Shock Mount Position



Shock Stay

Front	<input type="checkbox"/> Std. <input checked="" type="checkbox"/> Long
Rear	<input type="checkbox"/> Std. <input checked="" type="checkbox"/> Long

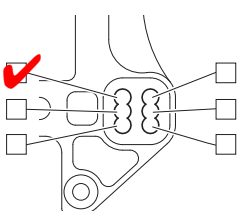
Rear Upper Shock Bush

<input checked="" type="checkbox"/> Std. <input checked="" type="checkbox"/> Long

Sus. Arm

Front	<input type="checkbox"/> In <input checked="" type="checkbox"/> Out
Rear	<input type="checkbox"/> In <input checked="" type="checkbox"/> Out

● Rear Upper Arm Position



<input type="checkbox"/> Plastic	<input checked="" type="checkbox"/> Aluminum
----------------------------------	--

Hub Carrier Bush	<input checked="" type="checkbox"/> Plastic <input type="checkbox"/> Brass
------------------	--

● Rear Wheel Hub

<input type="checkbox"/> Narrow <input type="checkbox"/> Std. <input checked="" type="checkbox"/> Wide
--

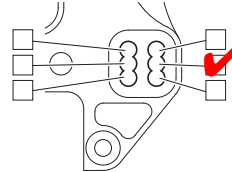
● Front Sus. Arm

<input checked="" type="checkbox"/> Soft (Std.) <input type="checkbox"/> Hard

● Front Sus. Bush

Rear Side	<input checked="" type="checkbox"/> <input type="checkbox"/>
-----------	--

● Front Upper Arm Position

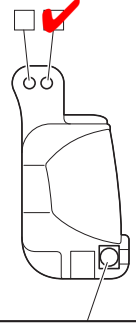


● Front Wheel Hub

<input type="checkbox"/> Narrow <input checked="" type="checkbox"/> Std. <input type="checkbox"/> Wide
--

● Front Hub Carrier

<input type="checkbox"/> Plastic <input checked="" type="checkbox"/> Aluminum
<input type="checkbox"/> 13° <input type="checkbox"/> 16° <input type="checkbox"/> 17.5° <input checked="" type="checkbox"/> 19°



● Rear Sus. Bush

Front Side	<input type="checkbox"/> <input type="checkbox"/> <input checked="" type="checkbox"/> <input type="checkbox"/>
Rear Side	<input checked="" type="checkbox"/> <input checked="" type="checkbox"/> <input type="checkbox"/> <input type="checkbox"/> <input type="checkbox"/> <input type="checkbox"/> <input type="checkbox"/> <input type="checkbox"/>

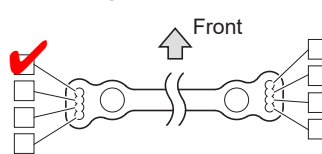
● Rear Sus. Arm

<input type="checkbox"/> Soft (Std.) <input checked="" type="checkbox"/> Hard	
Rear Sus. Bush	
Short <input type="checkbox"/>	<input type="checkbox"/>
Medium <input type="checkbox"/>	<input type="checkbox"/>
Long <input checked="" type="checkbox"/>	<input checked="" type="checkbox"/>

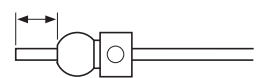
● Servo Horn

Steering	Throttle
<input type="checkbox"/> Plastic	<input type="checkbox"/> Plastic
<input type="checkbox"/> Alum. Long	<input type="checkbox"/> Aluminium
<input checked="" type="checkbox"/> Alum. Short	

● Steering Plate



● Sway Bar



Front	Rear
\varnothing 2,4mm	\varnothing 2,8mm
0 mm	2 mm

● Weight

Front	Rear
<input checked="" type="checkbox"/> None	<input type="checkbox"/> None
<input type="checkbox"/> IFW604-10	<input type="checkbox"/> IFW605-10
<input type="checkbox"/> IFW604-20	<input checked="" type="checkbox"/> IFW605-20
<input type="checkbox"/> other	<input type="checkbox"/> other

● Wing

<input type="checkbox"/> IF491(TKI4)	Flap <input type="checkbox"/> None
	<input type="checkbox"/> 5mm
	<input type="checkbox"/> 8mm
	<input type="checkbox"/> Holes

**0.8 module with 59T spur
IFW642 lexan wing with without center divider,
lowest line
IFW504 rear chassis brace**

NOTES