

Inferno MP10T SETUP SHEET

ver.1.00 **KYOSHO**
THE FIRST RADIO CONTROL MODELS

Name of Driver Reno Savoya		Date 25/02/23	Track The Dirt Perris, california Condition: <i>Rough, loamy 5°C</i>		Engine Picco P3TT DLC	Plug OS P4	Muffler Picco 2166		
Spur Gear 46 T	Clutch Bell <input type="checkbox"/> Std. <input checked="" type="checkbox"/> LW 13 T	Clutch Spring <input type="checkbox"/> 0.90 <input type="checkbox"/> 1.00 <input type="checkbox"/> 0.95 <input checked="" type="checkbox"/> 1.10		Clutch Shoe Carbon <input checked="" type="checkbox"/> X Aluminum <input type="checkbox"/> X3	Tire AKA Grid Iron Compounds: SSLW	Tire Insert AKA	Wheel AKA	Body MP10Te	Fuel Hot Road GT

● Diff Gear Set-Up

	Front <input checked="" type="checkbox"/> Std. <input type="checkbox"/> LSD 5k	Center <input checked="" type="checkbox"/> Std. <input type="checkbox"/> LSD 10k	Rear <input checked="" type="checkbox"/> Std. <input type="checkbox"/> LSD 7k
Diff. Fluid			

● Shock Set-Up

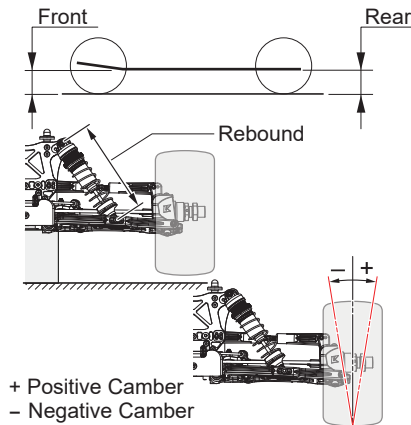
	Front	Rear
Shock Type	Size 55mm type P	Size 58mm type P
Shock Piston	W 5x1,4	W 5x1,4
Shock Oil	# 750	# 400
Shock Spring	IFS005-816	IFS006-10516

● Ride Height

Front 35 mm	Rear 42 mm
-----------------------	----------------------

● Rebound

Front 115 mm	Rear 124 mm
------------------------	-----------------------

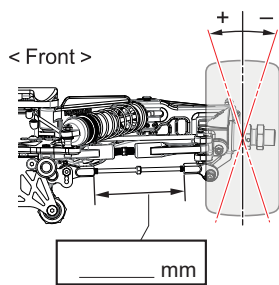


● Camber Angle

Front + 2°	Rear + 2°
----------------------	---------------------

● Toe Angle

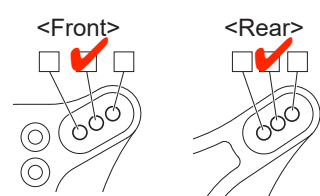
Front + 2°	Rear <input type="checkbox"/> 2.5° <input checked="" type="checkbox"/> 3° <input type="checkbox"/> 3.5°
----------------------	------------------------------------------------------------------------------------------------------------



● Wheelbase

Collar of Rear Hub	Front Side 5 mm
	Rear Side 0 mm

● Shock Mount Position



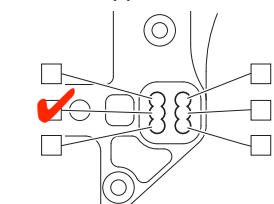
Rear Upper Shock Bush

Std. Long

Sus. Arm

Front	<input type="checkbox"/> In <input type="checkbox"/> Mid. <input checked="" type="checkbox"/> Out
Rear	<input type="checkbox"/> In <input type="checkbox"/> Mid. <input checked="" type="checkbox"/> Out

● Rear Upper Arm Position



Hub Carrier Bush

Plastic Brass

● Rear Wheel Hub

Narrow Wide(Std.)

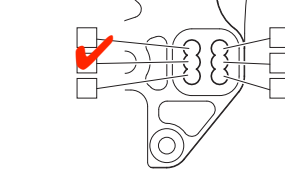
● Front Sus. Arm

Soft (Std.) Hard

● Front Sus. Bush

Rear Side

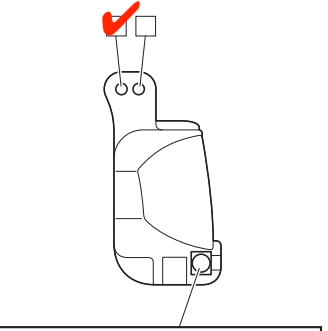
● Front Upper Arm Position



● Front Hub Carrier

Plastic Aluminum

13° 16° 17.5° 19°



● Front Wheel Hub

Narrow Wide(Std.)

Lower Bush Plastic Brass

-1° 0° +1°

● Rear Sus. Bush

Front Side	<input type="checkbox"/> <input type="checkbox"/> <input type="checkbox"/> <input checked="" type="checkbox"/>
Rear Side	<input checked="" type="checkbox"/> <input checked="" type="checkbox"/> <input type="checkbox"/> <input type="checkbox"/>

● Rear Sus. Arm

Soft (Std.) Hard

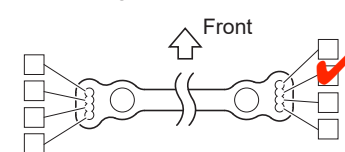
Rear Sus. Bush

Short Medium Long

● Servo Horn

Steering	Throttle
<input type="checkbox"/> Plastic <input checked="" type="checkbox"/> AL. Long <input type="checkbox"/> AL. Short	<input type="checkbox"/> Plastic <input checked="" type="checkbox"/> AL.

● Steering Plate



● Sway Bar

Front φ 2,3	Rear φ 2,8
1 mm	2 mm

● Weight

Front	Rear
<input checked="" type="checkbox"/> None <input type="checkbox"/> IFW604-10 <input type="checkbox"/> IFW604-20 <input type="checkbox"/> other	<input checked="" type="checkbox"/> None <input type="checkbox"/> IFW605-10 <input type="checkbox"/> IFW605-20 <input type="checkbox"/> other

● Wing

IF491(TK14) Flap None 5mm 8mm

Holes

Am0 - PetitRC

NOTES