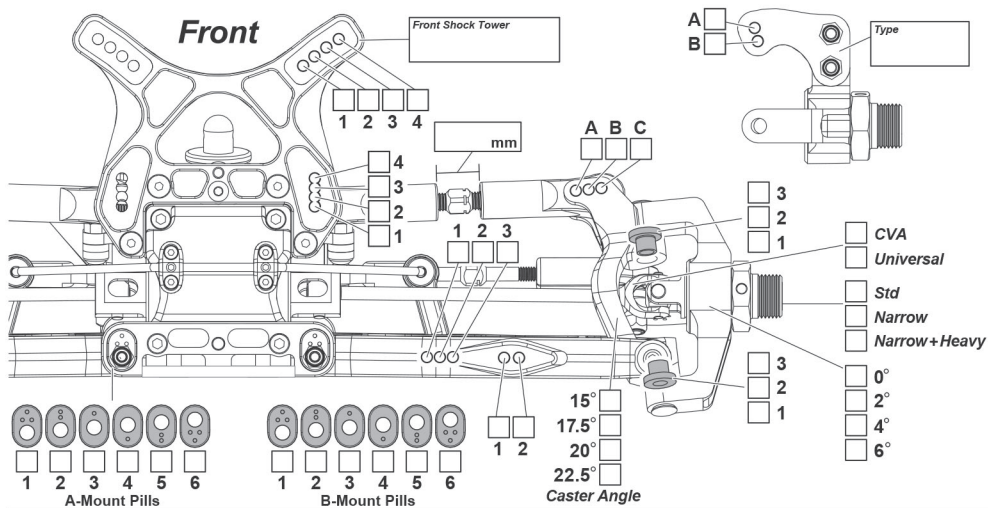


Driver	Date	Track	Event
Composition: <input type="checkbox"/> AstroTurf <input type="checkbox"/> Clay <input type="checkbox"/> Carpet <input type="checkbox"/> Dirt <input type="checkbox"/> Grass <input type="checkbox"/> Wood		Traction: <input type="checkbox"/> Low <input type="checkbox"/> Medium <input type="checkbox"/> High <input type="checkbox"/> Dry	
Track Condition <input type="checkbox"/> Other:		Surface: <input type="checkbox"/> Bumpy <input type="checkbox"/> Smooth <input type="checkbox"/> Wet	



Ride Height _____ mm

Camber Angle _____ °

Toe Angle _____ °

Sway Bar _____ mm

Droop _____ mm

Shock Length _____ mm

Shock Stroke _____ mm

Front Shocks

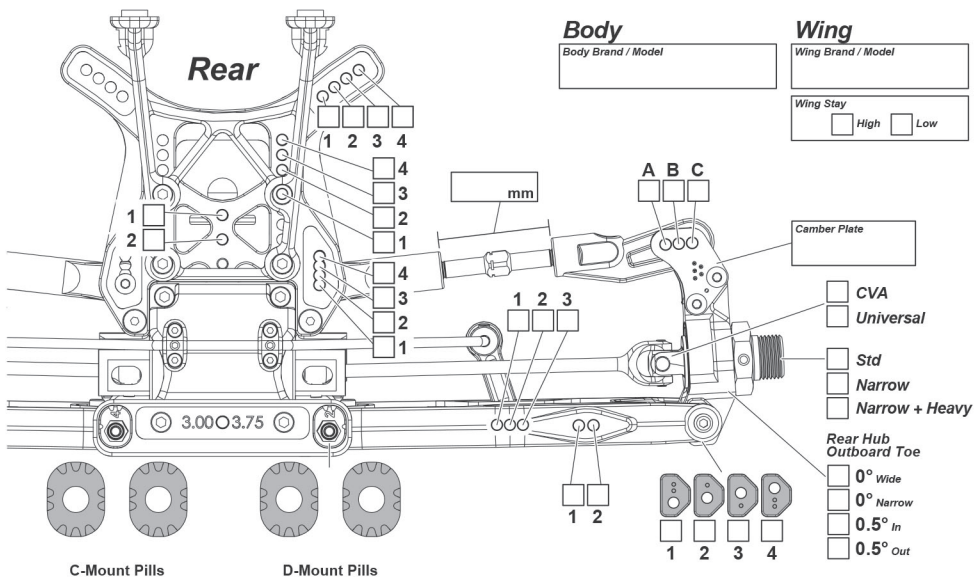
Oil weight _____ wt

Piston _____ mm

Bladder _____ mm

Spring _____

Notes



Ride Height _____ mm

Camber Angle _____ °

Toe Angle _____ °

Sway Bar _____ mm

Droop _____ mm

Shock Length _____ mm

Shock Stroke _____ mm

Rear Shocks

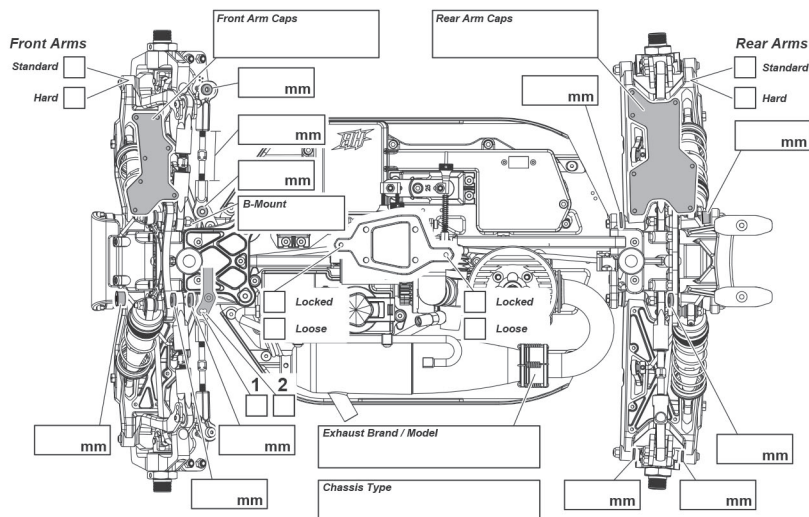
Oil weight _____ wt

Piston _____ mm

Bladder _____ mm

Spring _____

Notes



Engine

Brand _____

Spur gear _____ Clutch Bell _____

Clutch Shoes _____

Clutch Springs _____

Glow Plug _____

Glow Fuel _____

Tires

Brand	Front	Rear
Compound		
Insert		
Wheel		
Notes		

Diff Oils

	Front	Center	Rear
Brand			
Oil Weight / Grade			