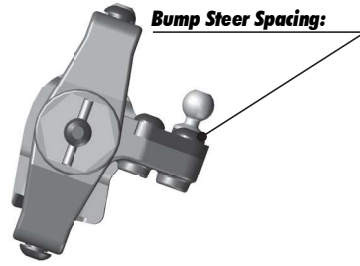


Setup Sheet

Driver: _____ Event: _____
 Date: _____ Track: _____
 Quality: _____ TQ: Main: _____ Finish: _____ Best Lap Time: _____

Front Suspension

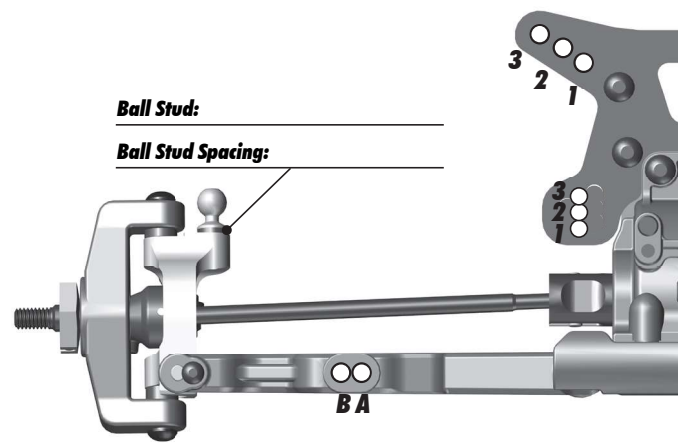

Ride Height: _____
 Camber: _____
 Toe: _____
 Anti-Roll Bar: _____
 Wheelbase Shim: _____
 Wheel Hex: _____
 Caster Block: _____
 Arm Stiffener: Yes No



FF Suspension Holder
 Alu Brass 1° 0.5°



FR Suspension Holder
 Alu Brass 1° 0.5°

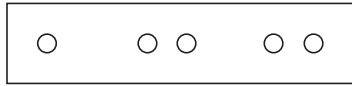


Notes


Rear Suspension

Ride Height: _____
 Camber: _____
 Anti-Roll Bar: _____
 Wheel Hex: _____
 Hub Spacing: Forward Middle Back
 Arm Spacing: Forward Back
 Arm Stiffener: Yes No
 Chassis Stiffener: Std Carbon

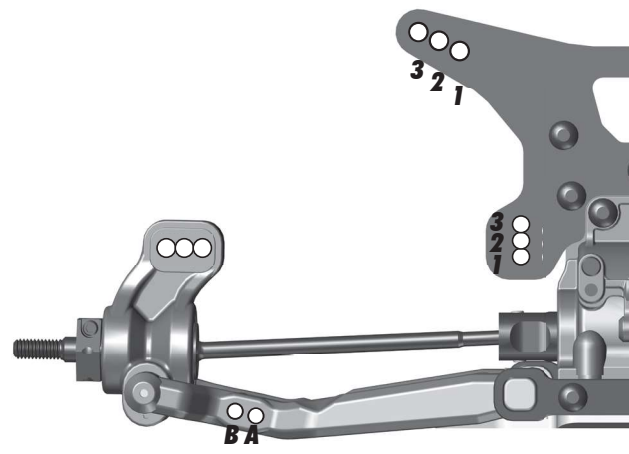

Rear Chassis Stiffener Screws → Front



RF Suspension Holder
 Alu Brass 1° 0.5°



RR Suspension Holder
 Alu Brass 1° 0.5°



Notes

Electronics, Drivetrain & Shocks

Radio: _____ **Servo:** _____
EPA: Throttle: _____ % Brake: _____ %
ESC: _____
ESC Settings: _____
Motor: _____ **Timing:** _____
Pinion: _____ **Spur:** _____
Battery: _____
Battery Position: _____

Front Diff Fluid: _____
Center Diff Fluid: _____
Rear Diff Fluid: _____
Slipper Clutch: _____
of Pads: _____

Notes

Shocks:	Front	Rear
Piston:		
Fluid:		
Spring:		
Limiters:		
Stroke:		
Eyelet Length:		
Notes:		



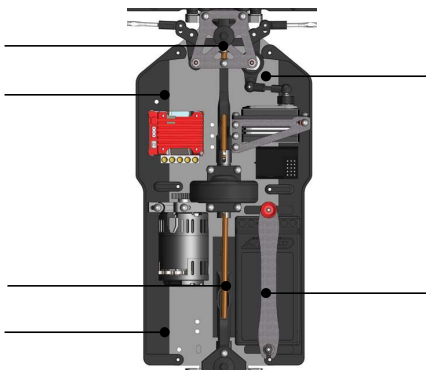
Track Info, Tires & Aero

Size: Small Medium Large Extra Large
Surface: Dirt Carpet Astroturf Multi Surface
Traction: Low Medium High Very High
Moisture: Dry Damp Wet
Condition: Indoor Outdoor Dusty Hard Packed
 Bumpy Grooved Smooth Loamy
Temperature: Ambient: _____ Humidity: _____

Front Tires: _____
Front Compound: _____
Front Insert: _____
Rear Tires: _____
Rear Compound: _____
Rear Insert: _____
Wheel (F/R): _____

Notes

Body: _____
Wing: _____
Total Vehicle Weight: _____
Chassis Weights: _____



Comments

Notes