

Front Suspension:

Reset Forms

Ride Height:	25 mm (Body Off)
Camber:	-2°
Toe:	0° (Tierod Gap = 42.5 mm)
Arm Type:	#71104 Flat, Hard
Tower Type:	#71115 Flat
Caster Block Insert:	5°
Steering Block:	4
Bulkhead Type:	#91658 Aluminum
Kick-Up Angle:	25°
Wheel Hex:	#71111 8.5 mm Kit
Notes:	#1366 FT Aluminum Servo Horn, 25T #91667 Plastic Steering Rack #91668 Aluminum Steering Bellcranks

Anti Roll Bar:

White (0.8mm)

Gray (0.9mm)

Blue (1.0mm)

Other: 1.1 mm

Bump Steer Spacing: 0 mm

Axle Height:

+3

+2

+1

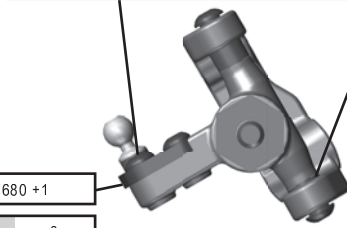
0

Ball Stud Spacing: 1 mm

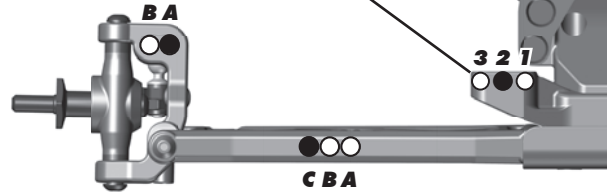
Steering Plate: #91680 +1

Steering Stop Spacing: 0

Caster Block Spacing: 1 mm



Ball Stud Spacing: 1 mm



Rear Suspension:

Ride Height:	25 mm (Body Off)
Camber:	-2°
Arm Type:	#71106 Hard
Tower Type:	#71116 Standard
Wheel Hex:	#91610 7.0 mm
Hub Spacing:	Forward <input type="checkbox"/> Middle <input checked="" type="checkbox"/> Back <input type="checkbox"/>
Shock Mounting Position:	Front of Arm <input checked="" type="checkbox"/> Rear of Arm <input type="checkbox"/>
Notes:	Brass "C" Plate Trimmed To 15g

Anti Roll Bar:

White (1.2mm)

Gray (1.3mm)

Blue (1.4mm)

Other:

Rear Hub Link Setting:

Plastic Hub Aluminum Hub Ball Stud Spacing: 3 mm



C Mount Inserts: 1° 0.5°

Aluminum Brass

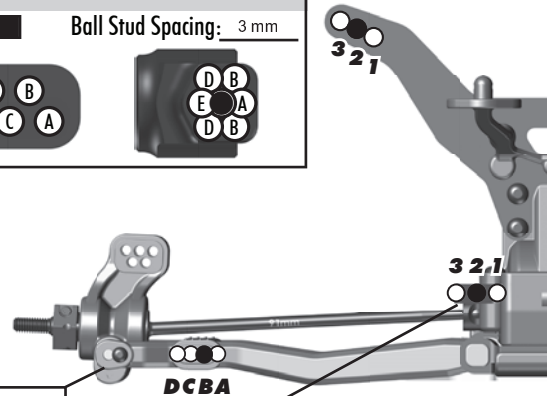
D Mount Inserts: 1° 0.5°

Aluminum Brass

Hub Insert:

+3 +2 +1 0

Ball Stud Spacing: 2.5 mm



Electronics:

Radio:	Sanwa M12S	Servo:	#27101 Reedy 1508
EPA: Throttle:	100 %	Brake:	95 %
ESC:	#27004 Reedy Blackbox 510R		
ESC Settings:	See Setup Sheet		
Motor:	Reedy M3		
Wind:	#251 6.5	Timing:	20°
Pinion:	#1336 FT 18T	Spur:	81
Battery:	#27335 Reedy Zapper SG2 4800 mAh + #91744 FT Battery Weight 26g		
Battery Position:	3F		

Drivetrains:

Transmission:

3 Gear: **Laydown:**

4 Gear: **Layback:**

Differential: **Ball Diff:**

Height: 1 **Gear Diff:**

Notes: Tight

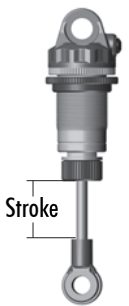
Slipper Clutches:

Type: Team Associated Kit

of Pads: 2 x #91197 LCF

Shocks:

	Front	Rear
Piston:	1 x 1.6 + 1 x 1.7 Flat Machined	2 x 1.7 Flat Machined
Fluid:	37.5 wt	30 wt
Spring:	#91637 Truck Gray	#91640 Truck White
Limiters:	0	0
Stroke:	28.2 mm	36.7 mm
Eyelet Length:	Long	Short
Cup Offset:	5 mm	5 mm
Notes:	#91494 Machined Shock Spacers V2	



Track Info:

Size: Small Medium Large Extra Large

Surface: Dirt Carpet Astroturf Multi Surface

Traction: Low Medium High Very High

Moisture: Dry Damp Wet

Condition: Indoor Outdoor Dusty Hard Packed

Bumpy Grooved Smooth Loamy

Temperature: Ambient: 75F Track: 75F

Notes:

Tires:

Front Tires: JConcepts Ellipse

Front Compound: Silver

Front Insert: JConcepts Closed Cell

Rear Tires: JConcepts Ellipse

Rear Compound: Silver

Rear Insert: JConcepts Closed Cell

Wheel (F/R): #7852 Team Associated 12mm Hex

Notes: Liquid Wrench Penetrating Oil

Body, Wing, Weight:

Body: JConcepts Finisher

Servo Weights: None Aluminum Steel Other

Electronic Weights: #91754 FT Graphite

None Aluminum Steel Other

Total Vehicle Weight: 1920g

Vehicle Comments:

Notes: #71102 Side Rails, Hard; #91619 & 91623 Gold Shock Shafts; #91577 & #91579 Fox Shock Bodies; #91793 FT Differential Height Inserts;