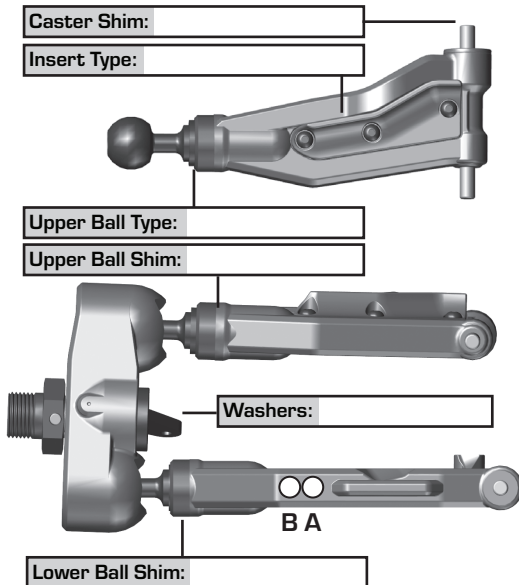


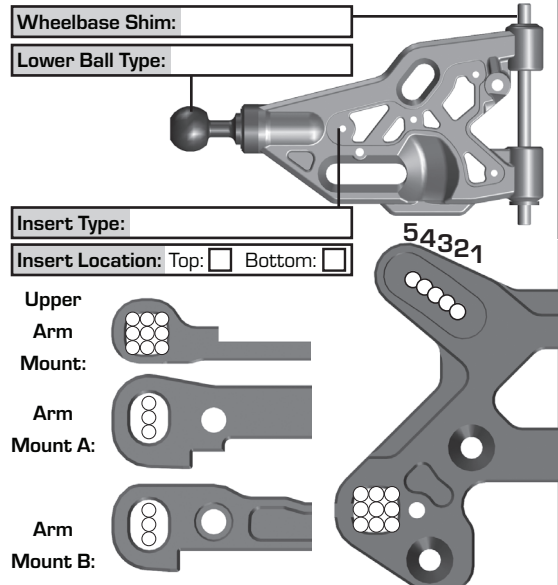
## Front Suspension:

Ride Height: \_\_\_\_\_  
 Toe: \_\_\_\_\_ Hex: \_\_\_\_\_  
 Anti-Roll Bar  
 Size: \_\_\_\_\_  
 Gap: \_\_\_\_\_  
 Ackerman  
 1 2 3 401  
 Steering Arm Plate:  
 Drive Shaft: CVAs:  Universals:   
 Notes: \_\_\_\_\_  
 \_\_\_\_\_  
 \_\_\_\_\_

Caster Shim: \_\_\_\_\_  
 Insert Type: \_\_\_\_\_  
 Upper Ball Type: \_\_\_\_\_  
 Upper Ball Shim: \_\_\_\_\_  
 Washers: \_\_\_\_\_  
 Lower Ball Shim: \_\_\_\_\_



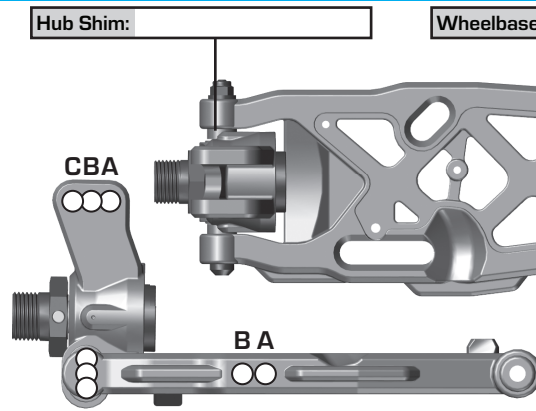
Wheelbase Shim: \_\_\_\_\_  
 Lower Ball Type: \_\_\_\_\_  
 Insert Type: \_\_\_\_\_  
 Insert Location: Top:  Bottom:   
 Upper Arm Mount: \_\_\_\_\_  
 Arm Mount A: \_\_\_\_\_  
 Arm Mount B: \_\_\_\_\_



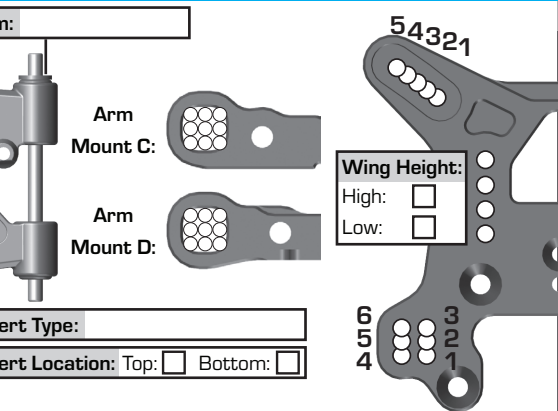
## Rear Suspension:

Ride Height: \_\_\_\_\_  
 Camber: \_\_\_\_\_ Hex: \_\_\_\_\_  
 Anti-Roll Bar  
 Size: \_\_\_\_\_  
 Gap: \_\_\_\_\_  
 Drive Shaft: CVAs:  Universals:   
 Chassis Brace  
 Ball:   
 Inserts:   
 Notes: \_\_\_\_\_  
 \_\_\_\_\_  
 \_\_\_\_\_

Hub Shim: \_\_\_\_\_  
 Wheelbase Shim: \_\_\_\_\_  
 CBA  
 B A  
 Insert Type: \_\_\_\_\_  
 Insert Location: Top:  Bottom:



Arm Mount C: \_\_\_\_\_  
 Arm Mount D: \_\_\_\_\_  
 Wing Height:  
 High:   
 Low:   
 6 5 4 3 2 1



## Electronics:

Radio: \_\_\_\_\_ Servo: \_\_\_\_\_  
 EPA: Throttle: \_\_\_\_\_ % Brake: \_\_\_\_\_ %  
 EXPO: Throttle: \_\_\_\_\_ % Brake: \_\_\_\_\_ %  
 ESC: \_\_\_\_\_ Motor: \_\_\_\_\_  
 Battery: Saddle  Brick   
 Battery Position: Rear  Center  Forward   
 Battery Tray Position: Rear  Forward   
 Notes: \_\_\_\_\_  
 \_\_\_\_\_  
 \_\_\_\_\_


## Differential:

	Front	Center	Rear
Fluid:			
Gears:			
Mass:			
Notes:	_____		

Gearing:  
 Spur Gear: \_\_\_\_\_ Pinion: \_\_\_\_\_  
 Notes: \_\_\_\_\_  
 \_\_\_\_\_  
 \_\_\_\_\_

## Shocks:

	Front	Rear
Piston:		
Fluid:		
Bladder:		
Rebound:		
Spring:		
Length:		
Notes:	_____	



## Track Info:

Size: Small  Medium  Large  Extra Large   
 Surface: Dirt  Carpet  AstroTurf  Multi Surface   
 Traction: Low  Medium  High  Very High   
 Moisture: Dry  Damp  Wet   
 Condition: Indoor  Outdoor  Dusty  Hard Packed   
 Bumpy  Grooved  Smooth  Loamy   
 Temperature: Ambient: \_\_\_\_\_ Track: \_\_\_\_\_  
 Notes: \_\_\_\_\_  
 \_\_\_\_\_

## Tires:

Front Tire/Compound/Insert/Wheel: \_\_\_\_\_  
 Rear Tire/Compound/Insert/Wheel: \_\_\_\_\_  
 Notes: \_\_\_\_\_  
**Radio Tray Flex Assembly:**  
 Transponder Mount:  None:   
 Radio Tray Brace:

## Body and Wing:

Body: \_\_\_\_\_  
 Nose Cone: \_\_\_\_\_  
 Rear Wing: \_\_\_\_\_  
 Angle: 0°  2°  4°  Button: Flat  Fin   
 Vent Holes: \_\_\_\_\_  
**Weight:**  
 Total Weight: \_\_\_\_\_  
 Notes: \_\_\_\_\_

## Vehicle Comments:

Notes: \_\_\_\_\_