


Front Suspension:

RESET

Ride Height:	18 mm
Camber:	-1°
Toe:	Tierod Gap = 20.4 mm
Anti-Roll Bar:	1.2 mm
Arm Type:	#92128 Suspension Arm, Standard
Wheelbase Shim:	1 mm Behind Arm
Wheel Hex:	#92063 B64 3.5 mm + 0.5 mm
Caster Block:	8° <input type="checkbox"/> 9° <input checked="" type="checkbox"/> 10° <input type="checkbox"/>
Chassis Brace:	Plastic <input checked="" type="checkbox"/> Carbon <input type="checkbox"/>
Top Plate Brace:	Yes <input type="checkbox"/> No <input checked="" type="checkbox"/>
Front Axles:	CVA <input checked="" type="checkbox"/> DCV <input type="checkbox"/>
Notes:	



Front Chassis Brace Screws:



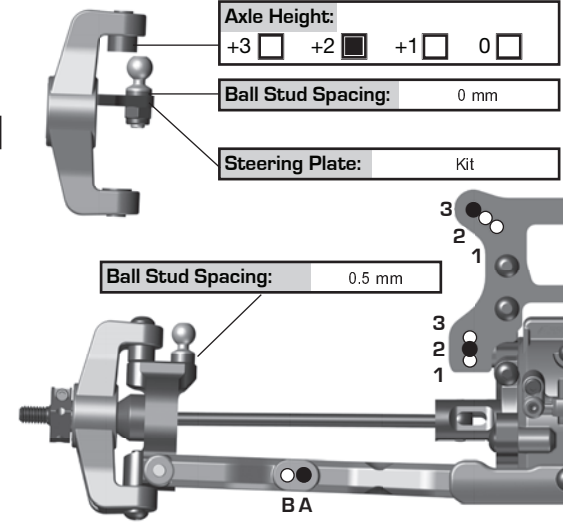
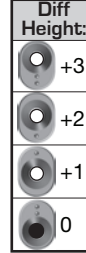
Arm Mount A: 1° 0.5°



Arm Mount B: 1° 0.5°




Ball Stud Spacing: 0 mm



Rear Suspension:

Ride Height:	17 mm
Camber:	-1°
Anti-Roll Bar:	1.3 mm
Arm Type:	#92130 Suspension Arm, Standard
Wheelbase Shim:	2 mm Behind Arm
Wheel Hex:	#91609 FT Clamping Wheel Hex, 5mm
CVA Bone Length:	#92212 66 mm w/ #92207 Axles
Chassis Brace:	Plastic <input checked="" type="checkbox"/> Carbon <input type="checkbox"/>
Hub Spacing:	Fwd <input type="checkbox"/> Mid <input checked="" type="checkbox"/> Back <input type="checkbox"/>
Notes:	

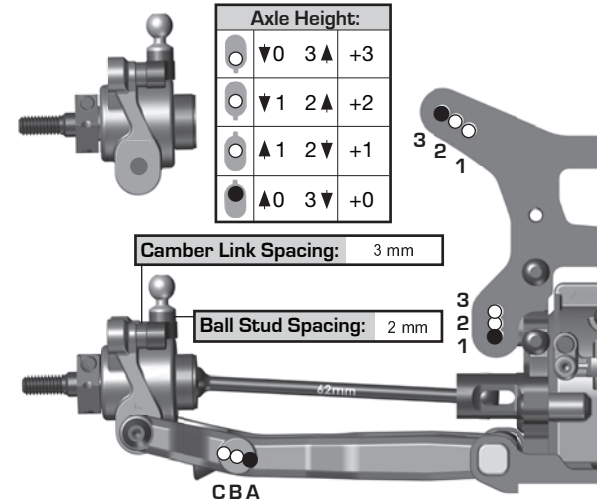
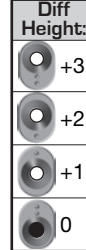
Rear Chassis Brace Screws:



Arm Mount C: 1° 0.5°



Arm Mount D: 1° 0.5°



Electronics:

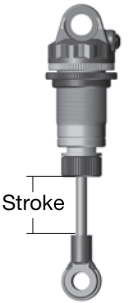
Radio:	Futaba	Servo:	Savox 1258-TG
EPA: Throttle:	100 %	Brake:	95 %
ESC:	Hobbywing XR10G2 Elite		
ESC Settings:	See Baseline Setup		
Motor:	Hobbywing G3		
Wind:	5.5T	Timing:	30°
Pinion:	#1335 FT 17T	Spur:	78T
Battery:	ProTek 5800		
Battery Position:	1 <input type="checkbox"/> 2 <input checked="" type="checkbox"/> 3 <input type="checkbox"/> 4 <input type="checkbox"/>		

Differential:

Front Fluid:	20k	Mass:	N/A
Gears:	Plastic <input checked="" type="checkbox"/> Metal <input type="checkbox"/>		
Center Fluid:	500k	Mass:	N/A
Gears:	Plastic <input checked="" type="checkbox"/> Metal <input type="checkbox"/>		
Rear Fluid:	15k	Mass:	N/A
Gears:	Plastic <input checked="" type="checkbox"/> Metal <input type="checkbox"/>		
Slipper Clutch:			
Setting:	N/A		
Pads:	N/A		

Shocks:

	Front	Rear
Piston:	#91626 2x1.6 Flat Machined	#91627 2x1.7 Flat Machined
Fluid:	#5433 FT 37.5 wt	#5422 FT 30 wt
Spring:	#91835 Red V2	#91840 Blue V2
Limiters:	1 mm In / 1 mm Out	1 mm In / 1 mm Out
Stroke:	24.0 mm	28.5 mm
Eyelet Length:	Long	Long
Cup Offset:	9 mm	5 mm
Notes:	#91494 FT Machined Shock Spacers; #91493 FT X-Rings	



Track Info:

Size:	Small <input type="checkbox"/> Medium <input type="checkbox"/> Large <input checked="" type="checkbox"/> Extra Large <input type="checkbox"/>
Surface:	Dirt <input type="checkbox"/> Carpet <input checked="" type="checkbox"/> AstroTurf <input type="checkbox"/> Multi Surface <input type="checkbox"/>
Traction:	Low <input type="checkbox"/> Medium <input type="checkbox"/> High <input type="checkbox"/> Very High <input type="checkbox"/>
Moisture:	Dry <input checked="" type="checkbox"/> Damp <input type="checkbox"/> Wet <input type="checkbox"/>
Condition:	Indoor <input checked="" type="checkbox"/> Outdoor <input type="checkbox"/> Dusty <input type="checkbox"/> Hard Packed <input checked="" type="checkbox"/> Bumpy <input type="checkbox"/> Grooved <input type="checkbox"/> Smooth <input checked="" type="checkbox"/> Loamy <input type="checkbox"/>
Temperature:	Ambient: 50F Track: 50F
Notes:	

Tires:

Front Tires:	JConcepts Ellipse
Front Compound:	Silver
Front Insert:	JConcepts Dirt Tech
Rear Tires:	JConcepts Ellipse
Rear Compound:	Silver
Rear Insert:	JConcepts Dirt Tech
Wheel (F/R):	JConcepts Mono
Notes:	Full Slicks

Body, Wing, Weight:

Body:	JConcepts F2
Wing:	JConcepts Carpet Aero
Front Wing:	Yes <input type="checkbox"/> No <input checked="" type="checkbox"/>
Wing Angle:	0° <input type="checkbox"/> 6° <input checked="" type="checkbox"/>
Weights:	
Total Vehicle Weight:	N/A

Vehicle Comments:

Notes: #91569 & #91578 FT Fox Shock Bodies; #91643 & #91645 FT Chrome Shock Shafts; #1368 FT Clamping Servo Horn, 20mm, 25T;