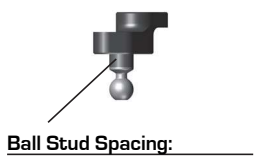


Front Suspension

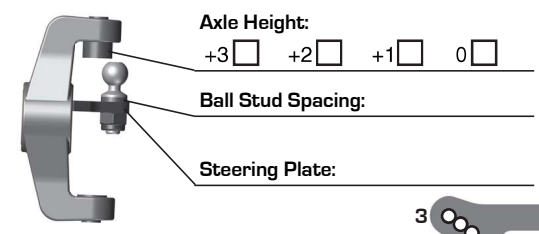
Ride Height: _____
 Camber: _____
 Toe: _____
 Anti-Roll Bar: _____
 Arm Type: _____
 Wheelbase Shim: _____
 Wheel Hex: _____
 Caster Block: 8° 9° 10°
 Chassis Brace: Plastic Carbon
 Top Plate Brace: Yes No
 Front Axles: CVA DCV




Front Chassis Brace Screws



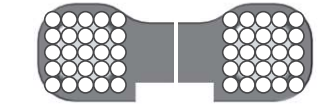
Ball Stud Spacing: _____




Axle Height: +3 +2 +1 0
 Ball Stud Spacing: _____
 Steering Plate: _____



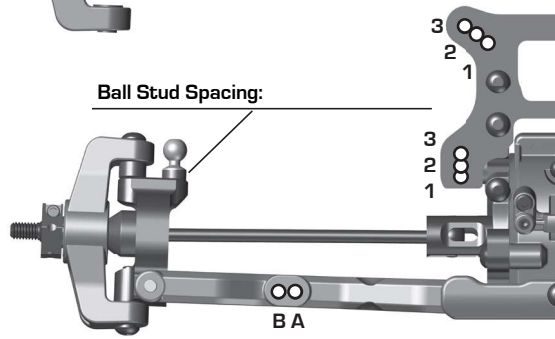
Arm Mount A



Arm Mount B



Diff Height: +3, +2, +1, 0




Ball Stud Spacing: _____
 B A

Notes

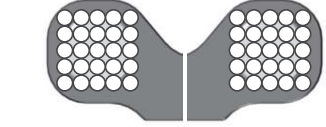
Rear Suspension

Ride Height: _____
 Camber: _____
 Anti-Roll Bar: _____
 Arm Type: _____
 Wheelbase Shim: _____
 Wheel Hex: _____
 CVA Bone Length: _____
 Chassis Brace: Plastic Carbon
 Hub Spacing: Fwd Mid Back


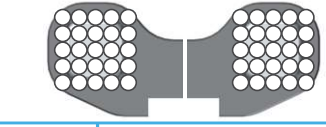
Rear Chassis Brace Screws:




Arm Mount C



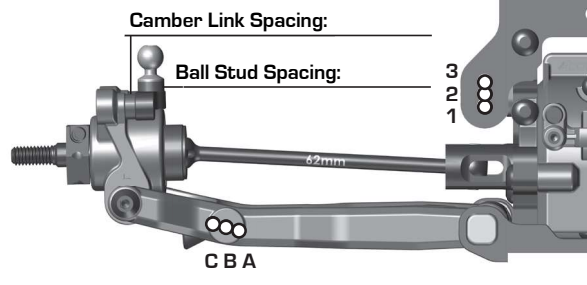
Arm Mount D



Diff. Height: +3, +2, +1, 0



Axle Height: +3 (±0/3)
 +2 (±0/2)
 +1 (±0/2)
 +0 (±0/3)



Camber Link Spacing: _____
 Ball Stud Spacing: _____
 C B A

Notes

Electronics, Drivetrain

Radio: _____ Servo: _____
 EPA: Throttle: _____ % Brake: _____ %
 ESC: _____
 ESC Settings: _____
 Motor: _____ Timing: _____
 Pinion: _____ Spur: _____
 Battery: _____
 Battery Position: _____

Front Fluid: _____ / grs
 Gears: Plastic Metal
 Center Fluid: _____ / grs
 Gears: Plastic Metal
 Rear Fluid: _____ / grs
 Gears: Plastic Metal
 Slipper Clutch: _____
 # of Pads _____

Shocks	Front	Rear
Piston:		
Fluid:		
Spring:		
Limiters:		
Stroke:		
Eyelet Length:		
Cup Offset:		
Notes:		



Track Info, Tires & Aero

Size: Small Medium Large Extra Large
 Surface: Dirt Carpet Astroturf Multi Surface
 Traction: Low Medium High Very High
 Moisture: Dry Damp Wet
 Condition: Indoor Outdoor Dusty Hard Packed
 Bumpy Grooved Smooth Loamy
 Temperature: Ambient: _____ Humidity: _____
 Notes: _____

Front Tires: _____
 Front Compound: _____
 Front Insert: _____
 Rear Tires: _____
 Rear Compound: _____
 Rear Insert: _____
 Wheel (F/R): _____
 Notes: _____

Body: _____
 Wing: _____
 Wing Angle: 0° 6°
 Front Wing Yes No
 Weights: _____
 Total Vehicle Weight: _____

Comments

Comments: _____