


Front Suspension:

RESET

Ride Height:	18 mm
Camber:	-1° (Tiered Gap = 22.8 mm)
Toe:	0°
Anti-Roll Bar:	1.2 mm
Arm Type:	#92128 Suspension Arm, Standard
Wheelbase Shim:	1 mm Behind Arm
Wheel Hex:	5 mm
Caster Block:	8° <input type="checkbox"/> 9° <input checked="" type="checkbox"/> 10° <input type="checkbox"/>
Chassis Brace:	Plastic <input checked="" type="checkbox"/> Carbon <input type="checkbox"/>
Top Plate Brace:	Yes <input type="checkbox"/> No <input checked="" type="checkbox"/>
Front Axles:	CVA <input checked="" type="checkbox"/> DCV <input type="checkbox"/>
Notes:	



Front Chassis Brace Screws:



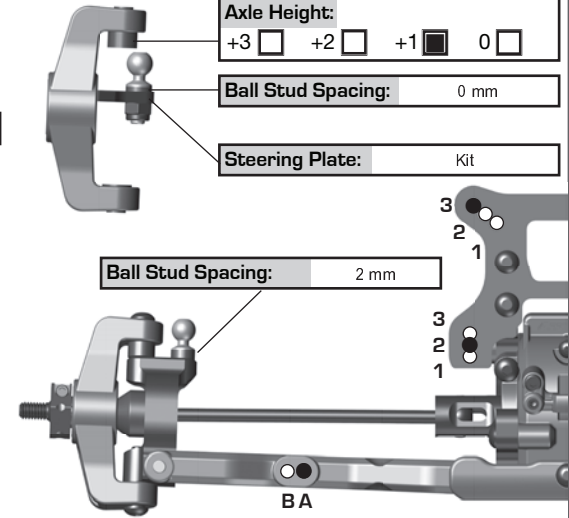
Arm Mount A: 1° 0.5°



Arm Mount B: 1° 0.5°



Ball Stud Spacing: 0 mm



Axle Height: +3 +2 +1 0

Ball Stud Spacing: 0 mm

Rear Suspension:

Ride Height:	18 mm
Camber:	-1° (Tiered Gap = 22.9 mm)
Anti-Roll Bar:	1.3 mm
Arm Type:	#92130 Suspension Arm, Standard
Wheelbase Shim:	2 mm Behind Arm
Wheel Hex:	#91609 FT Clamping Wheel Hex, 5mm
CVA Bone Length:	#92212 66 mm w/ #92207 Axles
Chassis Brace:	Plastic <input checked="" type="checkbox"/> Carbon <input type="checkbox"/>
Hub Spacing:	Fwd <input type="checkbox"/> Mid <input type="checkbox"/> Back <input checked="" type="checkbox"/>
Notes:	

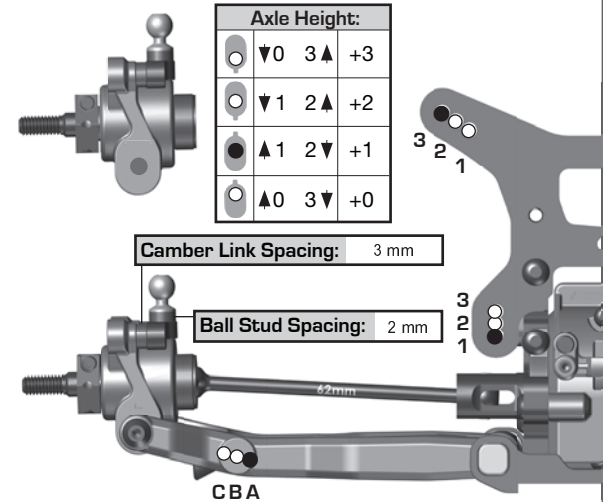
Rear Chassis Brace Screws:



Arm Mount C: 1° 0.5°



Arm Mount D: 1° 0.5°



Axle Height:	▼0 3▲ +3
	▼1 2▲ +2
	▲1 2▼ +1
	▲0 3▼ +0

Electronics:

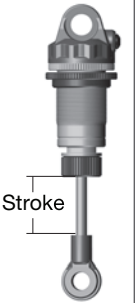
Radio:	Sanwa M12S	Servo:	Savox 1267SG
EPA: Throttle:	100 %	Brake:	90 %
ESC:	#27004 Reedy Blackbox 510R		
ESC Settings:	See Baseline Setup		
Motor:	#27403 Reedy S-Plus		
Wind:	13.5T	Timing:	45°
Pinion:	#1341 FT 23T	Spur:	78T
Battery:	#27336 Reedy Zappers SG2 5800 mAh 80C 7.6v Shorty		
Battery Position:	1 <input type="checkbox"/> 2 <input type="checkbox"/> 3 <input checked="" type="checkbox"/> 4 <input type="checkbox"/>		

Differential:

Front Fluid:	10k	Mass:	N/A
Gears:	Plastic <input checked="" type="checkbox"/> Metal <input type="checkbox"/>		
Center Fluid:	N/A	Mass:	N/A
Gears:	Plastic <input type="checkbox"/> Metal <input type="checkbox"/>		
Rear Fluid:	7k	Mass:	N/A
Gears:	Plastic <input checked="" type="checkbox"/> Metal <input type="checkbox"/>		
Slipper Clutch:			
Setting:	Schelle		
Pads:	White / White / Red		

Shocks:

	Front	Rear
Piston:	1x1.5x1x1.6 Flat Machined	#91627 2x1.7 Flat Machined
Fluid:	#5429 FT 35 wt	#5432 FT 32.5 wt
Spring:	#91834 V2 Yellow	#91337 V1 White
Limiters:	0 mm In / 1 mm Out	0 mm In / 1 mm Out
Stroke:	24.0 mm	30 mm
Eyelet Length:	Long	Long
Cup Offset:	9 mm	5 mm
Notes:	#91494 FT Machined Shock Spacers; #91493 FT X-Rings	



Track Info:

Size:	Small <input type="checkbox"/> Medium <input type="checkbox"/> Large <input type="checkbox"/> Extra Large <input type="checkbox"/>
Surface:	Dirt <input checked="" type="checkbox"/> Carpet <input type="checkbox"/> AstroTurf <input type="checkbox"/> Multi Surface <input type="checkbox"/>
Traction:	Low <input type="checkbox"/> Medium <input type="checkbox"/> High <input type="checkbox"/> Very High <input type="checkbox"/>
Moisture:	Dry <input checked="" type="checkbox"/> Damp <input checked="" type="checkbox"/> Wet <input type="checkbox"/>
Condition:	Indoor <input checked="" type="checkbox"/> Outdoor <input type="checkbox"/> Dusty <input type="checkbox"/> Hard Packed <input checked="" type="checkbox"/> Bumpy <input type="checkbox"/> Grooved <input checked="" type="checkbox"/> Smooth <input type="checkbox"/> Loamy <input type="checkbox"/>
Temperature:	Ambient: 60F Track: 60F
Notes:	

Tires:

Front Tires:	N/A
Front Compound:	N/A
Front Insert:	N/A
Rear Tires:	N/A
Rear Compound:	N/A
Rear Insert:	N/A
Wheel (F/R):	#92095 & #9695 Team Associated 12 mm
Notes:	

Body, Wing, Weight:

Body:	JConcepts Finisher
Wing:	#91741 Team Associated B6 Wing (Kit)
Front Wing:	Yes <input type="checkbox"/> No <input checked="" type="checkbox"/>
Wing Angle:	0° <input type="checkbox"/> 6° <input checked="" type="checkbox"/>
Weights:	
Total Vehicle Weight:	

Vehicle Comments:

Notes: #1368 FT Clamping Servo Horn, 20mm, 25T;