

Front Suspension:


RESET

Ride Height:	11 mm
Camber:	-2°
Toe:	Tierod Gap = 19.3 mm
Anti-Roll Bar:	2.0 mm
Arm Type:	#92129 Suspension Arm, Hard
Wheelbase Shim:	1 mm Behind Arm
Wheel Hex:	#91609 FT Clamping Hex, 5mm
Caster Block:	8° <input type="checkbox"/> 9° <input checked="" type="checkbox"/> 10° <input type="checkbox"/>
Chassis Brace:	Plastic <input checked="" type="checkbox"/> Carbon <input type="checkbox"/>
Top Plate Brace:	Yes <input type="checkbox"/> No <input checked="" type="checkbox"/>
Front Axles:	CVA <input type="checkbox"/> DCV <input checked="" type="checkbox"/>
Notes:	



Front Chassis Brace Screws:

Ball Stud Spacing: 0 mm



Arm Mount A: 1° 0.5°

Diff Height:



+3

+2

+1

0

Arm Mount B: 1° 0.5°




Axle Height:	+3 <input checked="" type="checkbox"/> +2 <input type="checkbox"/> +1 <input type="checkbox"/> 0 <input type="checkbox"/>
Ball Stud Spacing:	0 mm
Steering Plate:	Kit
Ball Stud Spacing:	2 mm

Rear Suspension:

Ride Height:	12 mm
Camber:	-1°
Anti-Roll Bar:	2.0 mm
Arm Type:	#92131 Suspension Arm, Hard
Wheelbase Shim:	2 mm In Front Of Arm
Wheel Hex:	#91609 FT Clamping Wheel Hex, 5mm
CVA Bone Length:	#92205 62 mm
Chassis Brace:	Plastic <input checked="" type="checkbox"/> Carbon <input type="checkbox"/>
Hub Spacing:	Fwd <input type="checkbox"/> Mid <input type="checkbox"/> Back <input checked="" type="checkbox"/>
Notes:	

Rear Chassis Brace Screws:



Arm Mount C: 1° 0.5°

Diff Height:



+3

+2

+1

0

Arm Mount D: 1° 0.5°



Axle Height:	▼0 3▲ +3
	▼1 2▲ +2
	▲1 2▼ +1
	▲0 3▼ +0
Camber Link Spacing:	2 mm
Ball Stud Spacing:	1 mm

Electronics:

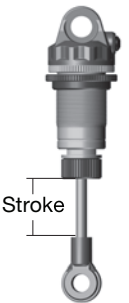
Radio:	Sanwa M12S	Servo:	Reedy RT1206
EPA: Throttle:	100 %	Brake:	97 %
ESC:	#27004 Reedy Blackbox 510R		
ESC Settings:	See Baseline Setup		
Motor:	#266 Reedy Sonic M3		
Wind:	4.5T	Timing:	20°
Pinion:	#1336 FT 18T	Spur:	78T
Battery:	#27338 Reedy Zappers SG2 4100 mAh 80C 7.6v LP Shorty		
Battery Position:	1 <input type="checkbox"/> 2 <input type="checkbox"/> 3 <input type="checkbox"/> 4 <input checked="" type="checkbox"/>		

Differential:

Front Fluid:	10k	Mass:	N/A
Gears:	Plastic <input type="checkbox"/> Metal <input checked="" type="checkbox"/>		
Center Fluid:	N/A	Mass:	N/A
Gears:	Plastic <input type="checkbox"/> Metal <input type="checkbox"/>		
Rear Fluid:	15k	Mass:	N/A
Gears:	Plastic <input type="checkbox"/> Metal <input checked="" type="checkbox"/>		
Slipper Clutch:			
Setting:	N/A		
Pads:	3 x #91197 FT LCF Slipper Pads		

Shocks:

	Front	Rear
Piston:	#91625 2x1.5 Flat Machined	#91626 2x1.6 Flat Machined
Fluid:	#5430 FT 45 wt	#5429 FT 35 wt
Spring:	#91835 Red V2	#91840 Blue V2
Limiters:	1 mm In / 3 mm Out	1 mm In / 5 mm Out
Stroke:	23.5 mm	29.5 mm
Eyelet Length:	Long	Long
Cup Offset:	9 mm	5 mm
Notes:	#91494 FT Machined Shock Spacers; #91493 FT X-Rings	



Track Info:

Size:	Small <input type="checkbox"/> Medium <input type="checkbox"/> Large <input type="checkbox"/> Extra Large <input checked="" type="checkbox"/>
Surface:	Dirt <input type="checkbox"/> Carpet <input type="checkbox"/> Astroturf <input checked="" type="checkbox"/> Multi Surface <input type="checkbox"/>
Traction:	Low <input type="checkbox"/> Medium <input type="checkbox"/> High <input checked="" type="checkbox"/> Very High <input type="checkbox"/>
Moisture:	Dry <input type="checkbox"/> Damp <input checked="" type="checkbox"/> Wet <input type="checkbox"/>
Condition:	Indoor <input checked="" type="checkbox"/> Outdoor <input type="checkbox"/> Dusty <input type="checkbox"/> Hard Packed <input type="checkbox"/> Bumpy <input type="checkbox"/> Grooved <input type="checkbox"/> Smooth <input type="checkbox"/> Loamy <input type="checkbox"/>
Temperature:	Ambient: 60F Track: 60F
Notes:	CRC Black Carpet

Tires:

Front Tires:	JConcepts Swagger (Spec)
Front Compound:	Pink
Front Insert:	None
Rear Tires:	JConcepts Twin Pins (Spec)
Rear Compound:	Pink
Rear Insert:	JConcepts Open Cell
Wheel (F/R):	Team Associated 12mm Hex
Notes:	

Body, Wing, Weight:

Body:	#92251 Team Associated B74 Lightweight
Wing:	JConcepts Carpet Aero
Front Wing:	Yes <input type="checkbox"/> No <input checked="" type="checkbox"/>
Wing Angle:	0° <input type="checkbox"/> 6° <input checked="" type="checkbox"/>
Weights:	
Total Vehicle Weight:	N/A

Vehicle Comments:

Notes: #91569 & #91578 FT Fox Shock Bodies; #91643 & #91645 FT Chrome Shock Shafts; #1368 FT Clamping Servo Horn, 20mm, 25T; #5447 & 5455 FT Diff Fluids