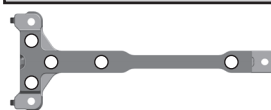


Front Suspension:

Ride Height: _____
 Camber: _____
 Toe: _____
 Anti-Roll Bar: _____
 Arm Type: _____
 Tower Type: _____
 Wheelbase Shim: _____
 Wheel Hex: _____
 Caster Block: 8° ☐ 9° ☐ 10° ☐
 Chassis Brace Support: _____
 Top Plate Brace: _____
 Front Axles: CVA ☐ DCV ☐
 Notes: _____

Front Chassis Brace Screws:



Steering Rack:



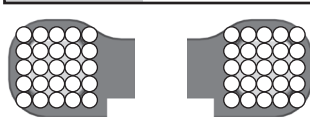
Axle Height:

+3 ☐ +2 ☐ +1 ☐ 0 ☐

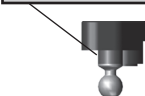
Ball Stud Spacing:

Steering Plate:

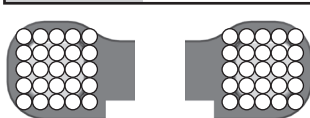
Arm Mount A:



Ball Stud Spacing:



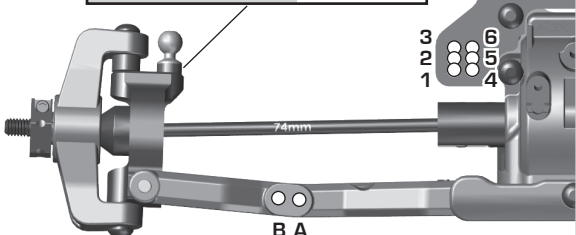
Arm Mount B:



Diff Height:

+2 ☐
 +0 ☐

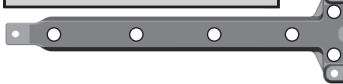
Ball Stud Spacing:



Rear Suspension:

Ride Height: _____
 Camber: _____
 Anti-Roll Bar: _____
 Arm Type: _____
 Wheelbase Shim: _____
 Wheel Hex: _____
 Chassis Brace Support: _____
 Hub Spacing: Fwd ☐ Mid ☐ Back ☐
 Notes: _____

Rear Chassis Brace Screws:



Diff Height:

+3 ☐
 +2 ☐
 +1 ☐
 +0 ☐

Arm Mount C:



Arm Mount D:



Axle Height:

▼0 3▲ +3
 ▼1 2▲ +2
 ▲1 2▼ +1
 ▲0 3▼ +0

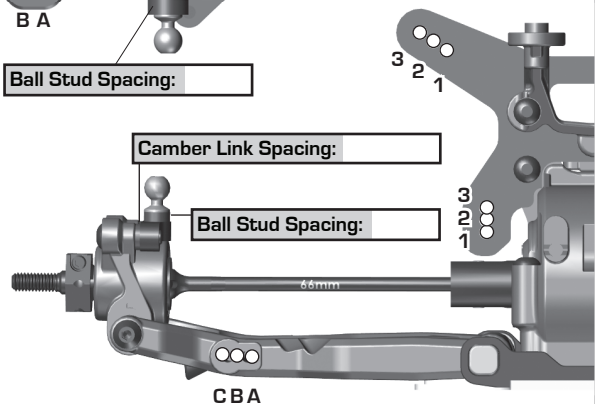
Vertical Ball Stud Mount:



Ball Stud Spacing:

Camber Link Spacing:

Ball Stud Spacing:



Electronics:

Radio: _____ Servo: _____
 EPA: Throttle: _____ % Brake: _____ %
 ESC: _____
 ESC Settings: _____
 Motor / Wind: _____ Timing: _____
 Pinion: _____ Spur: _____
 Battery: _____
 Battery Position: _____
 Back 1 ☐ 2 ☐ 3 ☐ 4 ☐ Forward
 Battery Weight: _____

Differential:


	Front	Center	Rear
Fluid:	_____	_____	_____
Gears:	_____	_____	_____
Type:	_____	_____	_____
Notes:	_____		

Slipper Clutch:

Type: _____
 # of Pads: _____
 Setting: _____

Shocks:

	Front	Rear
Piston:	_____	_____
Thickness:	_____	_____
Fluid:	_____	_____
Spring:	_____	_____
Limiters:	Int: _____ Ext: _____	Int: _____ Ext: _____
Stroke:	_____	_____
Eyelet Length:	_____	_____
Cup Offset:	_____	_____
Notes:	_____	



Track Info:

Size: Small ☐ Medium ☐ Large ☐ Extra Large ☐
 Surface: Dirt ☐ Carpet ☐ Astroturf ☐ Multi Surface ☐
 Traction: Low ☐ Medium ☐ High ☐ Very High ☐
 Moisture: Dry ☐ Damp ☐ Wet ☐
 Condition: Indoor ☐ Outdoor ☐ Bumpy ☐ Smooth ☐
 Temperature: Ambient: _____ Track: _____
 Vehicle Comments: _____

Tires:

Front Tires / Compound / Insert / Wheel: _____

 Rear Tires / Compound / Insert / Wheel: _____

 Notes: _____

Body, Wing, Weight:

Body: _____
 Front Wing: Yes ☐ No ☐
 Rear Wing: _____
 Wing Angle: 0° ☐ 6° ☐
 Wing Mount Height: 0 ☐ -2 ☐
 Total Vehicle Weight: _____