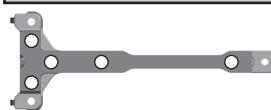


## Front Suspension:

Ride Height: \_\_\_\_\_  
 Camber: \_\_\_\_\_  
 Toe: \_\_\_\_\_  
 Anti-Roll Bar: \_\_\_\_\_  
 Arm Type: \_\_\_\_\_  
 Tower Type: \_\_\_\_\_  
 Wheelbase Shim: \_\_\_\_\_  
 Wheel Hex: \_\_\_\_\_  
 Caster Block: 8° ☐ 9° ☐ 10° ☐  
 Chassis Brace Support: \_\_\_\_\_  
 Top Plate Brace: \_\_\_\_\_  
 Front Axles: CVA ☐ DCV ☐  
 Notes: \_\_\_\_\_  
 \_\_\_\_\_  
 \_\_\_\_\_

### Front Chassis Brace Screws:



### Steering Rack:



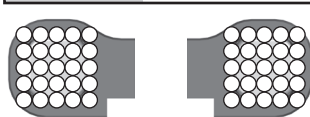
### Axle Height:

+3 ☐ +2 ☐ +1 ☐ 0 ☐

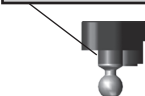
### Ball Stud Spacing:

### Steering Plate:

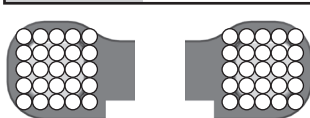
### Arm Mount A:



### Ball Stud Spacing:



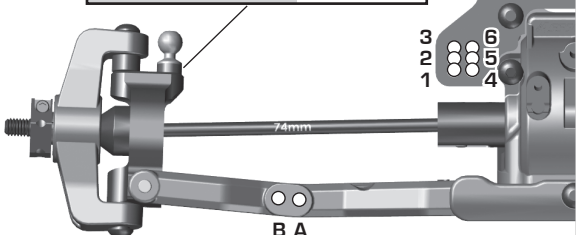
### Arm Mount B:



### Diff Height:

+2 ☐  
 +0 ☐

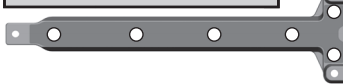
### Ball Stud Spacing:



## Rear Suspension:

Ride Height: \_\_\_\_\_  
 Camber: \_\_\_\_\_  
 Anti-Roll Bar: \_\_\_\_\_  
 Arm Type: \_\_\_\_\_  
 Wheelbase Shim: \_\_\_\_\_  
 Wheel Hex: \_\_\_\_\_  
 Chassis Brace Support: \_\_\_\_\_  
 Hub Spacing: Fwd ☐ Mid ☐ Back ☐  
 Notes: \_\_\_\_\_  
 \_\_\_\_\_  
 \_\_\_\_\_

### Rear Chassis Brace Screws:



### Diff Height:

+3 ☐  
 +2 ☐  
 +1 ☐  
 +0 ☐

### Arm Mount C:



### Arm Mount D:



### Axle Height:

▼0 3▲ +3  
 ▼1 2▲ +2  
 ▲1 2▼ +1  
 ▲0 3▼ +0

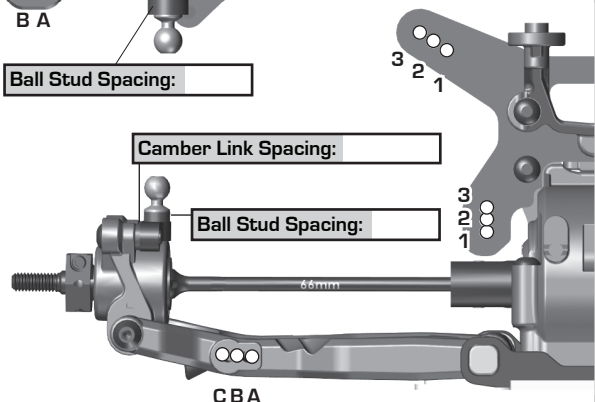
### Vertical Ball Stud Mount:



### Ball Stud Spacing:

### Camber Link Spacing:

### Ball Stud Spacing:



## Electronics:

Radio: \_\_\_\_\_ Servo: \_\_\_\_\_  
 EPA: Throttle: \_\_\_\_\_ % Brake: \_\_\_\_\_ %  
 ESC: \_\_\_\_\_  
 ESC Settings: \_\_\_\_\_  
 Motor / Wind: \_\_\_\_\_ Timing: \_\_\_\_\_  
 Pinion: \_\_\_\_\_ Spur: \_\_\_\_\_  
 Battery: \_\_\_\_\_  
 Battery Position: \_\_\_\_\_  
 Back 1 ☐ 2 ☐ 3 ☐ 4 ☐ Forward  
 Battery Weight: \_\_\_\_\_

## Differential:

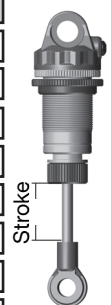
	Front	Center	Rear
Fluid:	_____	_____	_____
Gears:	_____	_____	_____
Type:	_____	_____	_____
Notes:	_____		

### Slipper Clutch:

Type: \_\_\_\_\_  
 # of Pads: \_\_\_\_\_  
 Setting: \_\_\_\_\_

## Shocks:

	Front	Rear
Piston:	_____	_____
Thickness:	_____	_____
Fluid:	_____	_____
Spring:	_____	_____
Limiters:	Int: _____ Ext: _____	Int: _____ Ext: _____
Stroke:	_____	_____
Eyelet Length:	_____	_____
Cup Offset:	_____	_____
Notes:	_____	



## Track Info:

Size: Small ☐ Medium ☐ Large ☐ Extra Large ☐  
 Surface: Dirt ☐ Carpet ☐ Astroturf ☐ Multi Surface ☐  
 Traction: Low ☐ Medium ☐ High ☐ Very High ☐  
 Moisture: Dry ☐ Damp ☐ Wet ☐  
 Condition: Indoor ☐ Outdoor ☐ Bumpy ☐ Smooth ☐  
 Temperature: Ambient: \_\_\_\_\_ Track: \_\_\_\_\_  
 Vehicle Comments: \_\_\_\_\_

## Tires:

Front Tires / Compound / Insert / Wheel: \_\_\_\_\_  
 \_\_\_\_\_  
 \_\_\_\_\_  
 Rear Tires / Compound / Insert / Wheel: \_\_\_\_\_  
 \_\_\_\_\_  
 \_\_\_\_\_  
 Notes: \_\_\_\_\_

## Body, Wing, Weight:

Body: \_\_\_\_\_  
 Front Wing: Yes ☐ No ☐  
 Rear Wing: \_\_\_\_\_  
 Wing Angle: 0° ☐ 6° ☐  
 Wing Mount Height: 0 ☐ -2 ☐  
 Total Vehicle Weight: \_\_\_\_\_