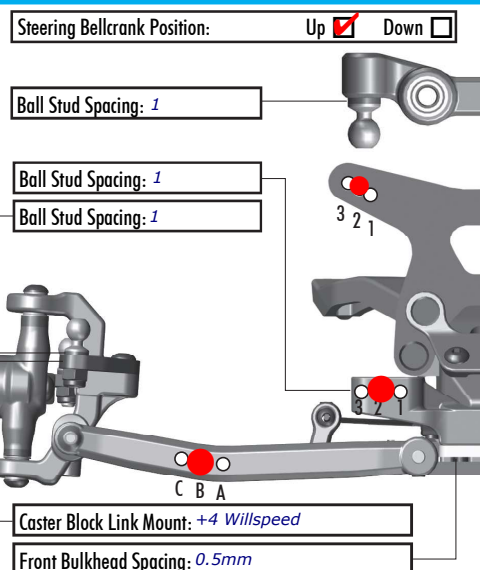
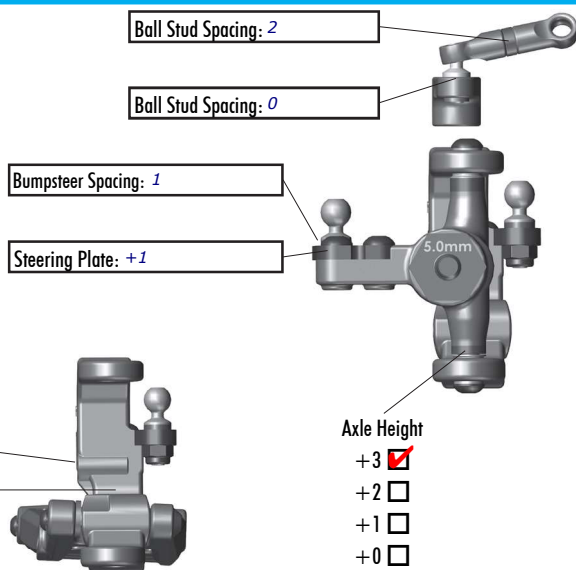


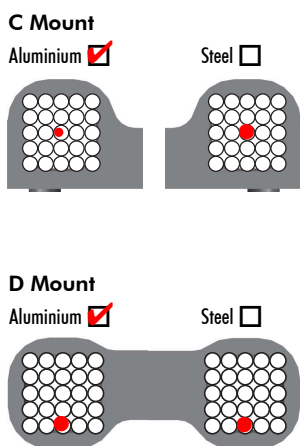
Front Suspension

Ride Height: <i>13</i>
Camber: <i>1.5</i>
Toe: <i>1 out</i>
Anti-Roll Bar: <i>1.0</i>
Arm Type: <i>Plastic</i>
Tower Type: <i>Kit</i>
Wheel Hex: <i>5.0</i>
Steering Block KPI: <i>1</i>
Caster Block Insert: 0 <input type="checkbox"/> +2.5 <input type="checkbox"/> +5 <input checked="" type="checkbox"/>
Bulkhead Type: <i>Willspeed Steel</i>
Kick-Up Angle: -2.5 <input type="checkbox"/> 0 <input type="checkbox"/> +2.5 <input checked="" type="checkbox"/>
Steering Stop Spacing: <i>N/A</i>
Caster Block Spacing: Fwd <input checked="" type="checkbox"/> Back <input type="checkbox"/>
<i>Willspeed Carbon Roll Center Shim</i>
<i>Willspeed Aluminium Ballstud Mount</i>

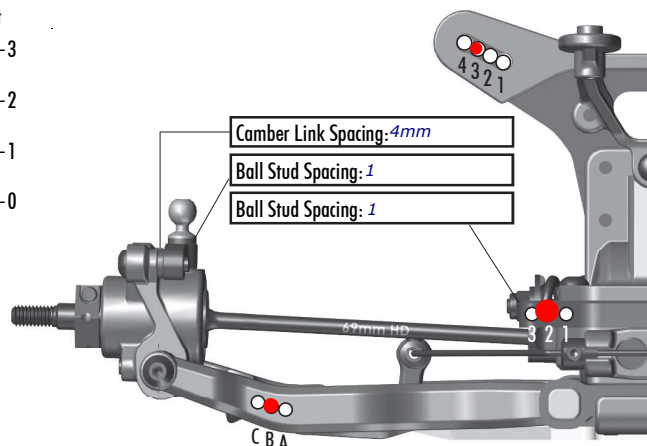


Rear Suspension

Ride Height: <i>13</i>
Camber: <i>1.5</i>
Anti-Roll Bar: <i>1.2</i>
Arm Type: <i>Plastic</i>
Tower Type: <i>Kit</i>
Arm Spacing: Fwd <input type="checkbox"/> Mid <input checked="" type="checkbox"/> Back <input type="checkbox"/>
Wheel Hex: <i>5mm</i>
Hub Type: Std <input type="checkbox"/> HRC <input checked="" type="checkbox"/>
Hub Spacing: Fwd <input type="checkbox"/> Mid <input checked="" type="checkbox"/> Back <input type="checkbox"/>
Drive Shaft: CVA's <input checked="" type="checkbox"/> Universal <input type="checkbox"/>
<i>Willspeed 1 Degree C Block (1 Degree Toe in Shown Position)</i>
<i>Willspeed Full Brace D Block</i>



Axle Height
↓ 3 ↑ +3
↓ 1/2 ↑ +2
↓ 2/1 ↑ +1
↓ 3/0 ↑ +0



Electronics

Radio: <i>Exzes ZZ</i>	Servo: <i>REDS SRX15</i>
EPA (%) - Throttle: <i>100</i>	Brake: <i>100</i>
ESC: <i>REDS ZX PRO GEN 3</i>	
ESC Settings: <i>8deg Boost, 23 Turbo</i>	
Motor / Wind: <i>REDS 6.5T</i>	Timing: <i>30</i>
Pinion: <i>23</i>	Spur: <i>78</i>
Battery Mount: Std <input checked="" type="checkbox"/> Offset <input type="checkbox"/> <i>Willspeed Carbon</i>	
Back 1 <input type="checkbox"/> 2 <input type="checkbox"/> 3 <input type="checkbox"/> 4 <input type="checkbox"/> 5 <input checked="" type="checkbox"/> Fwd	
Battery: <i>Nosram 4400</i>	Weight:
Notes:	

Drivetrain

Differential: Ball <input type="checkbox"/> Steel <input checked="" type="checkbox"/>
Height: <i>3</i>
Setting: <i>60K Hudy 2 Gear</i>
<i>Single Cross Pin</i>
Slipper Clutch
Type: <i>STD</i>
of Pads: <i>2</i>
Setting:
Notes:

Shocks

	Front	Rear
Piston:	<i>1.7x2</i>	<i>1.9x2</i>
Thickness:	<i>2.5</i>	<i>2.5</i>
Fluid:	<i>600cst HUDY</i>	<i>500cst HUDY</i>
Spring:	<i>Willspeed 13mm Blue</i>	<i>Willspeed 13mm Green</i>
Limiters:	In: 0 Out: 1 Nylon	In: 0 Out: 2 Nylon
Stroke:	<i>23.5</i>	<i>28.5</i>
Eyelet:	<i>0</i>	<i>+2</i>
Cup Offset:	0 <input type="checkbox"/> +5 <input checked="" type="checkbox"/> +9 <input type="checkbox"/>	0 <input checked="" type="checkbox"/> +5 <input type="checkbox"/> +9 <input type="checkbox"/>
Kashima Bodies <input type="checkbox"/> Chrome Shafts <input type="checkbox"/> Machined Spacers <input type="checkbox"/>		
Notes:		



Track Information

Size: <i>Large</i>
Composition: <i>EOS Carpet</i>
Traction: <i>High</i>
Moisture:
Surface: Bumpy <input type="checkbox"/> Smooth <input checked="" type="checkbox"/>
Temperature: <i>20</i>
Notes:

Tires

Front Tires: <i>Schumacher Splinter</i>
Front Compound: <i>Yellow</i>
Front Insert: <i>NA</i>
Rear Tires: <i>Schumacher Azami</i>
Rear Compound: <i>Yellow</i>
Rear Insert: <i>Tubby or MB</i>
Wheel (F/R): <i>JConcepts</i>
<i>No glue on front sidewalls</i>

Body, Weight

Body: <i>Willspeed Osprey STD</i>
Front Wing: <i>NA</i>
Rear Wing: <i>B7</i>
Wing Angle: 0° <input type="checkbox"/> 3° <input checked="" type="checkbox"/> 6° <input type="checkbox"/>
Chassis Length: <i>STD</i>
Servo Weights: <i>Willspeed 24g</i>
Electronics Weights: <i>11g</i>
Total Vehicle Weight:

Vehicle Comments

Willspeed PEEK Idler Gears