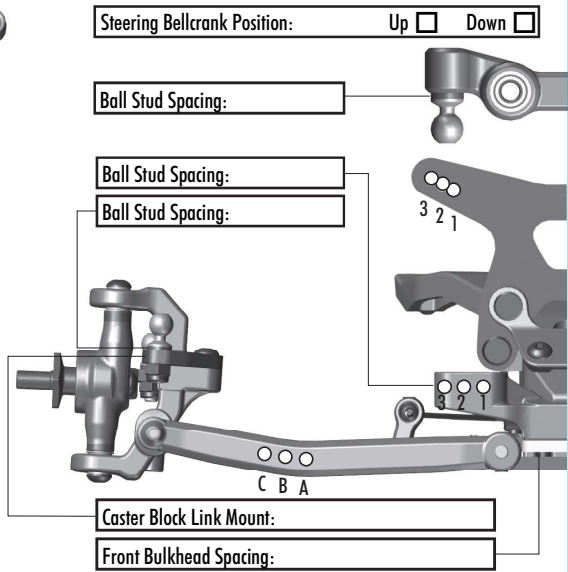
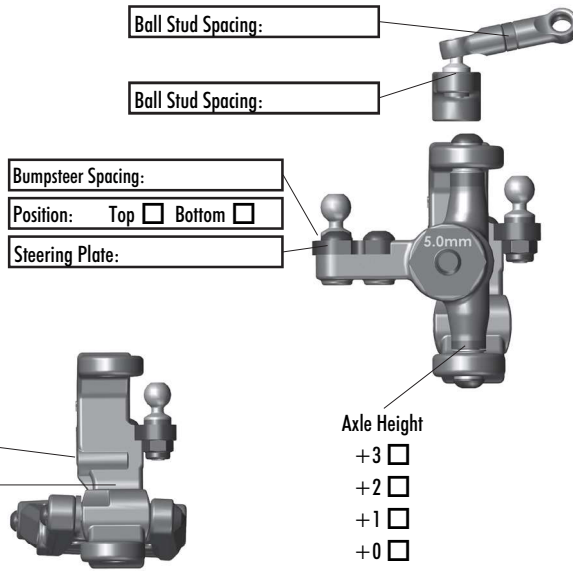


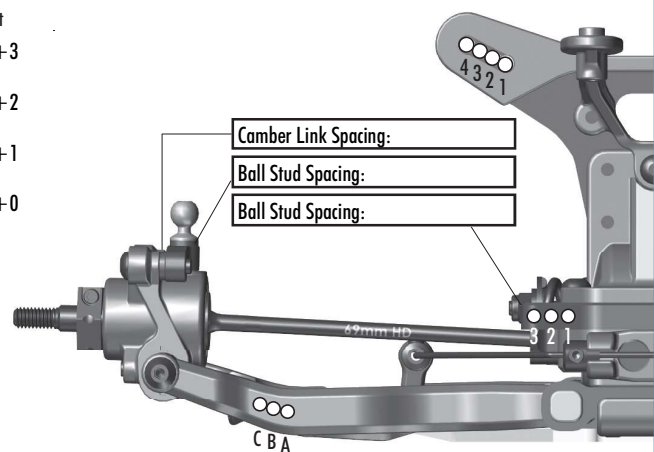
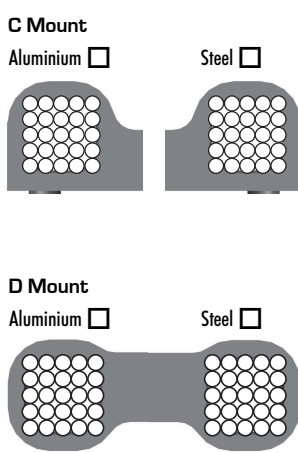
## Front Suspension

Ride Height: \_\_\_\_\_  
 Camber: \_\_\_\_\_  
 Toe: \_\_\_\_\_  
 Anti-Roll Bar: \_\_\_\_\_  
 Arm Type: \_\_\_\_\_  
 Tower Type: \_\_\_\_\_  
 Wheel Hex: \_\_\_\_\_  
 Steering Block: \_\_\_\_\_  
 Caster Block Insert: 0  +2.5  +5   
 Bulkhead Type: \_\_\_\_\_  
 Kick-Up Angle: -2.5  0  +2.5   
 Steering Stop Spacing: \_\_\_\_\_  
 Caster Block Spacing: Fwd  Back   
 Ballstud Mount: Standard  -2mm   
 Notes: \_\_\_\_\_



## Rear Suspension

Ride Height: \_\_\_\_\_  
 Camber: \_\_\_\_\_  
 Anti-Roll Bar: \_\_\_\_\_  
 Arm Type: \_\_\_\_\_  
 Tower Type: \_\_\_\_\_  
 Arm Spacing: Fwd  Mid  Back   
 Wheel Hex: \_\_\_\_\_  
 Hub Type: Std  HRC   
 Hub Spacing: Fwd  Mid  Back   
 Drive Shaft: CVA's  Universals   
 Notes: \_\_\_\_\_



## Electronics

Radio: \_\_\_\_\_ Servo: \_\_\_\_\_  
 EPA (%) - Throttle: \_\_\_\_\_ Brake: \_\_\_\_\_  
 ESC: \_\_\_\_\_  
 ESC Settings: \_\_\_\_\_  
 Motor / Wind: \_\_\_\_\_ Timing: \_\_\_\_\_  
 Pinion: \_\_\_\_\_ Spur: \_\_\_\_\_  
 Battery Mount: Std  Offset   
 Back 1  2  3  4  5  Fwd   
 Battery: \_\_\_\_\_ Weight: \_\_\_\_\_  
 Notes: \_\_\_\_\_

## Drivetrain

Differential Ball  Gear   
 Height: \_\_\_\_\_  
 Setting: \_\_\_\_\_  
 Notes: \_\_\_\_\_

## Slipper Clutch

Type: \_\_\_\_\_  
 # of Pads: \_\_\_\_\_  
 Setting: \_\_\_\_\_  
 Notes: \_\_\_\_\_

## Shocks

|   | Front  |            | Rear   |            |
|---|--|------------|--|------------|
| Piston:                                 |  |            |  |            |
| Thickness:                              |  |            |  |            |
| Fluid:                                  |  |            |  |            |
| Spring:                                 |  |            |  |            |
| Limiters:                               | In: _____  | Out: _____ | In: _____  | Out: _____ |
| Stroke:                                 |  |            |  |            |
| Eyelet:                                 |  |            |  |            |
| Cup Offset:                             | 0 <input type="checkbox"/> +5 <input type="checkbox"/> +9 <input type="checkbox"/> |            | 0 <input type="checkbox"/> +5 <input type="checkbox"/> +9 <input type="checkbox"/> |            |
| Kashima Bodies <input type="checkbox"/> | Chrome Shafts <input type="checkbox"/>   |            | Machined Spacers <input type="checkbox"/>  |            |
| Notes: _____                            |  |            |  |            |



## Track Information

Size: \_\_\_\_\_  
 Composition: \_\_\_\_\_  
 Traction: \_\_\_\_\_  
 Moisture: \_\_\_\_\_  
 Surface: Bumpy  Smooth  \_\_\_\_\_  
 Temperature: \_\_\_\_\_  
 Notes: \_\_\_\_\_

## Tires

Front Tires: \_\_\_\_\_  
 Front Compound: \_\_\_\_\_  
 Front Insert: \_\_\_\_\_  
 Rear Tires: \_\_\_\_\_  
 Rear Compound: \_\_\_\_\_  
 Rear Insert: \_\_\_\_\_  
 Wheel (F/R): \_\_\_\_\_  
 Notes: \_\_\_\_\_

## Body Weight

Body: \_\_\_\_\_  
 Front Wing: \_\_\_\_\_  
 Rear Wing: \_\_\_\_\_  
 Wing Angle: 0°  3°  6°   
 Chassis Length: \_\_\_\_\_  
 Servo Weights: \_\_\_\_\_  
 Electronics Weights: \_\_\_\_\_  
 Total Vehicle Weight: \_\_\_\_\_

## Vehicle Comments

Notes: \_\_\_\_\_