

Front Suspension

Ride Height: 15.5  
 Camber: -1  
 Toe: 0  
 Arm Type: Gullwing hard  
 Tower Type: Gullwing  
 Caster Block Insert: 2.5\*  
 Bulkhead Type: Brass  
 Kick-Up Angle: 25\*  
 Wheel Hex: Kit

Aluminum servo horn,  
 Aluminum steering  
 assembly.  
 Proline front wing.

Anti Roll Bar:  
 None   
 White (0.8mm)   
 Gray (0.9mm)   
 Blue (1.0mm)   
 Other:

Bump Steer Spacing: 0

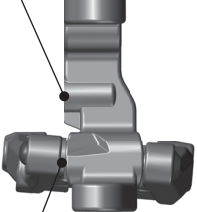
Axle Height:  
 +3   
 +2   
 +1   
 0   
 SCH1256

Ball Stud Spacing: 1

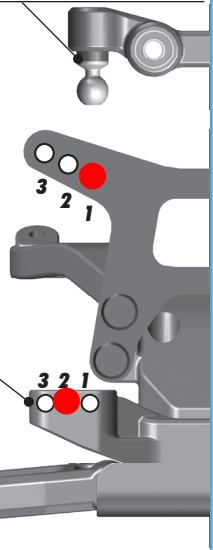
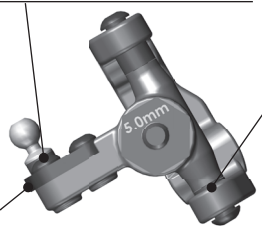
Steering Plate: Kit

Steering Stop Spacing: 0

Ball Stud Spacing: 1mm



Caster Block Spacing: 1mm



Rear Suspension

Ride Height: 15.5  
 Camber: -1  
 Wheel Hex: 6mm  
 Hub Spacing:  
 Forward  Middle  Back   
 Shock Mounting Position:  
 Front of Arm  Rear of Arm

25g brass C mount

Anti Roll Bar:  
 None   
 White (1.2mm)   
 Gray (1.3mm)   
 Blue (1.4mm)   
 Other:

C Mount Inserts: 1°  0.5°




D Mount Inserts: 1°  0.5°



Rear Hub Link Setting:



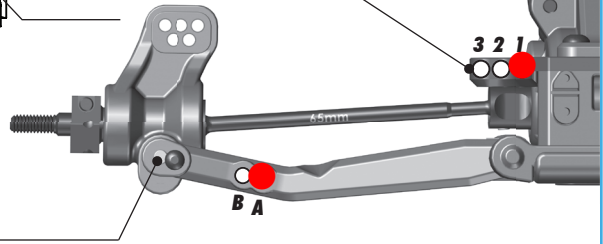
Ball Stud Spacing:



Ball Stud Spacing: 1.5mm

Hub Insert:

0 (0/3)   
 +1 (1/2)   
 +2 (1/2)   
 +3 (0/3)




Track Info, Tires & Aero Electronics, Drivetrain & Shocks

Radio: 4pv Servo: Protek  
 EPA: Throttle: 100 % Brake: 100 %  
 ESC: Reedy 510r  
 ESC Settings: 2k frequency / 18% drag brake  
 Motor: R1 17.5 Timing: N/A  
 Pinion: 28 Spur: 72  
 Battery: Reedy Zapper 4400  
 Battery Position: 5 forward

Drivetrain:  
 Transmission:  
 3 Gear  4 Gear  
 Stand Up  Laydown  
 Ball Diff:  
 Gear Diff: 5000  
 Slipper Clutch: Kit  
 # of Pads: \_\_\_\_\_

Shocks:	Front	Rear
Piston:	2 x 1.6 flat	2 x 1.9 flat
Fluid:	40wt	32.5wt
Spring:	Orange	Grey
Limiters:	1	0
Stroke:	21.5	28
Eyelet Length:	Short	Long
Cup Offset:	5mm	0mm
Notes:	Machine internals	



Size: Small  Medium  Large  Extra Large   
 Surface: Dirt  Carpet  Astroturf  Multi Surface   
 Traction: Low  Medium  High  Very High   
 Moisture: Dry  Damp  Wet   
 Condition: Indoor  Outdoor  Dusty  Hard Packed   
 Bumpy  Grooved  Smooth  Loamy   
 Temperature: Ambient: 85\* Humidity: \_\_\_\_\_  
 Notes: \_\_\_\_\_

Front Tires: Proline squares wedge  
 Front Compound: Z3  
 Front Insert: N/A  
 Rear Tires: Proline prism  
 Rear Compound: Z3  
 Rear Insert: Open  
 Wheel (F/R): Associated  
 Notes: \_\_\_\_\_

Body: Proline Elite light weight  
 Wing: Associated  
 Wing Angle: 0°  3°  6°   
 Servo Weights:  
 None  Aluminum  Steel  Other   
 Electronic Weights:  
 None  Aluminum  Steel  Other   
 Total Vehicle Weight: Lol who knows

Comments

Additional 30g battery weight.