

## Front Suspension:

Reset Forms

<b>Ride Height:</b>	20
<b>Camber:</b>	-1
<b>Toe:</b>	
<b>Arm Type:</b>	Gull hard
<b>Tower Type:</b>	B6
<b>Caster Block Insert:</b>	5*
<b>Bulkhead Type:</b>	Aluminum
<b>Kick-Up Angle:</b>	25*
<b>Wheel Hex:</b>	5.0 titanium
<b>Notes:</b>	

**Anti Roll Bar:**

None ☐

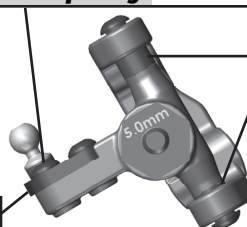
White (0.8mm) ☐

Gray (0.9mm) ☐

Blue (1.0mm) ☐

Other: \_\_\_\_\_

### Bump Steer Spacing:



**Axle Height:**

+3 ☐

+2 ☐


+1 ☐

0 ☐

**Ball Stud Spacing:** 1mm

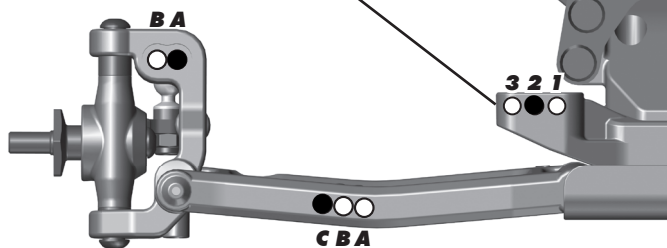
**Steering Plate:** Ae prototype carbon

### Steering Stop Spacing:



**Caster Block Spacing:** 1mm

**Ball Stud Spacing:** 1.5



## Rear Suspension:

<b>Ride Height:</b>	20
<b>Camber:</b>	-1
<b>Wheel Hex:</b>	6.0mm
<b>Hub Spacing:</b>	Forward <input type="checkbox"/> Middle <input checked="" type="checkbox"/> Back <input type="checkbox"/>
<b>Shock Mounting Position:</b>	Front of Arm <input checked="" type="checkbox"/> Rear of Arm <input type="checkbox"/>
<b>Notes:</b>	Hard arm Aluminum milled hub 67 mm bone Back row in we hole +4mm .5mm under c block

**Anti Roll Bar:**

None ☐

White (1.2mm) ☐

Gray (1.3mm) ☐

Blue (1.4mm) ☐

Other: \_\_\_\_\_

**C Mount Inserts:** 1° ☐ 0.5° ☐

**D Mount Inserts:** 1° ☐ 0.5° ☐

### Rear Hub Link Setting:

Up



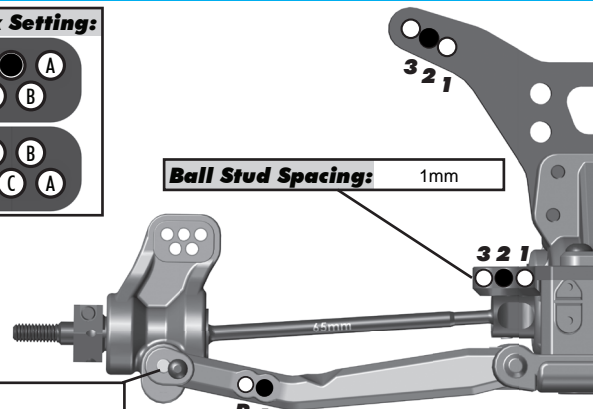
Down



**Ball Stud Spacing:** 1mm

**Hub Insert:**

+3 ☐ +2 ☐ +1 ☐ 0 ☒



## Electronics:

<b>Radio:</b>	<b>Servo:</b> Low profile torque
<b>EPA: Throttle:</b>	% Brake: %
<b>ESC:</b>	410r
<b>ESC Settings:</b>	
<b>Motor:</b>	
<b>Wind:</b>	<b>Timing:</b>
<b>Pinion:</b>	<b>Spur:</b>
<b>Battery:</b>	5300 no weight under battery
<b>Battery Position:</b>	

## Drivetrain:

<b>Transmission:</b>	
<b>3 Gear:</b> <input checked="" type="checkbox"/>	<b>4 Gear:</b> <input type="checkbox"/>
<b>Stand Up:</b> <input type="checkbox"/>	<b>Lay Down:</b> <input checked="" type="checkbox"/>
<b>Differential:</b>	
<b>Ball Diff:</b> <input checked="" type="checkbox"/>	<b>Gear Diff:</b> <input type="checkbox"/>
<b>Notes:</b>	
<b>Slipper Clutch:</b>	
<b>Type:</b>	
<b># of Pads:</b>	

## Shocks:

	Front	Rear
<b>Piston:</b>	2x1.6	2x1.7
<b>Fluid:</b>	32.5	27.5
<b>Spring:</b>	White	Yok greeb
<b>Limiters:</b>	1	0
<b>Stroke:</b>	20.5	28.00
<b>Eyelet Length:</b>	Long	Short
<b>Cup Offset:</b>		
<b>Notes:</b>		



## Track Info:

<b>Size:</b>	Small <input type="checkbox"/> Medium <input type="checkbox"/> Large <input type="checkbox"/> Extra Large <input type="checkbox"/>
<b>Surface:</b>	Dirt <input type="checkbox"/> Carpet <input type="checkbox"/> Astroturf <input type="checkbox"/> Multi Surface <input type="checkbox"/>
<b>Traction:</b>	Low <input type="checkbox"/> Medium <input type="checkbox"/> High <input type="checkbox"/> Very High <input type="checkbox"/>
<b>Moisture:</b>	Dry <input type="checkbox"/> Damp <input type="checkbox"/> Wet <input type="checkbox"/>
<b>Condition:</b>	Indoor <input type="checkbox"/> Outdoor <input type="checkbox"/> Dusty <input type="checkbox"/> Hard Packed <input type="checkbox"/> Bumpy <input type="checkbox"/> Grooved <input type="checkbox"/> Smooth <input type="checkbox"/> Loamy <input type="checkbox"/>
<b>Temperature:</b>	Ambient: _____ Track: _____
<b>Notes:</b>	

## Tires:

<b>Front Tires:</b>	
<b>Front Compound:</b>	
<b>Front Insert:</b>	
<b>Rear Tires:</b>	
<b>Rear Compound:</b>	
<b>Rear Insert:</b>	
<b>Wheel (F/R):</b>	
<b>Notes:</b>	

## Body, Wing, Weight:

<b>Body:</b>	
<b>Wing:</b>	
<b>Wing Angle:</b>	0° <input type="checkbox"/> 3° <input type="checkbox"/> 6° <input checked="" type="checkbox"/>
<b>Servo Weights:</b>	None <input type="checkbox"/> Aluminum <input checked="" type="checkbox"/> Steel <input type="checkbox"/> Other <input type="checkbox"/>
<b>Electronic Weights:</b>	None <input type="checkbox"/> Aluminum <input checked="" type="checkbox"/> Steel <input type="checkbox"/> Other <input type="checkbox"/>
<b>Total Vehicle Weight:</b>	1555

## Vehicle Comments:

**Notes:**