

Front Suspension:

Reset Forms

Ride Height:	22
Camber:	-1
Toe:	None
Arm Type:	Gull-Wing (Hard)
Tower Type:	Gull
Caster Block Insert:	5
Bulkhead Type:	Plastic
Kick-Up Angle:	25
Wheel Hex:	JC Ti
Notes:	JC Narrow Front Wing

Anti Roll Bar:

None ☐

White (0.8mm) ☒

Gray (0.9mm) ☐

Blue (1.0mm) ☐

Other:

Bump Steer Spacing: 1.5

Axle Height:

+3 ☐

+2 ☐

+1 ☒

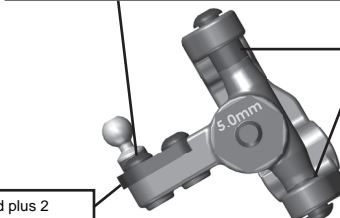
0 ☐

Ball Stud Spacing: 1

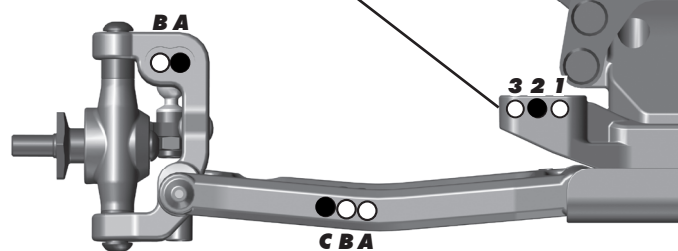
Steering Plate: Avid plus 2

Steering Stop Spacing: None

Caster Block Spacing: 1



Ball Stud Spacing: 1.5



Rear Suspension:

Ride Height:	22
Camber:	-1
Wheel Hex:	7.0
Hub Spacing:	Forward <input type="checkbox"/> Middle <input checked="" type="checkbox"/> Back <input type="checkbox"/>
Shock Mounting Position:	Front of Arm <input checked="" type="checkbox"/> Rear of Arm <input type="checkbox"/>
Notes:	Third hole in arm
	B6 Hubs Inside Forward Hole
	2mm under the hub
	Hard Rear arms

Anti Roll Bar:

None ☐

White (1.2mm) ☐

Gray (1.3mm) ☐

Blue (1.4mm) ☐

Other: 0.8 at times ☐

C Mount Inserts: 1° ☒ 0.5° ☐

D Mount Inserts: 1° ☐ 0.5° ☐

Rear Hub Link Setting:

Up

E C A

D B

Down

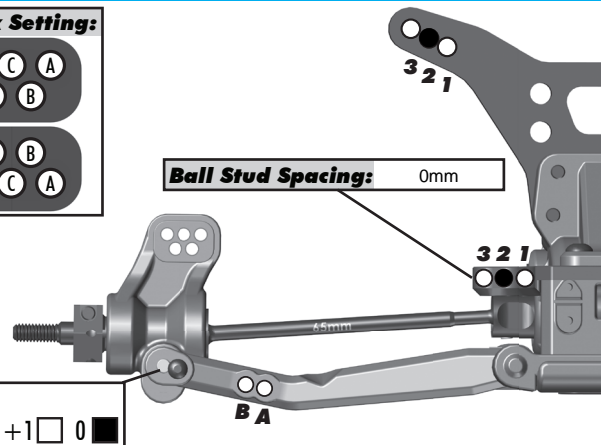
D B

E C A

Hub Insert:

+3 ☐ +2 ☐ +1 ☐ 0 ☒

Ball Stud Spacing: 0mm



Electronics:

Radio:	M12RS	Servo:	Reedy Torque (Shorty servo)
EPA: Throttle:	100	% Brake:	80 %
ESC:	Reedy 510R		
ESC Settings:	N/A		
Motor:	Reedy Mach 3		
Wind:	17.5/7.5	Timing:	48/20
Pinion:	28/31	Spur:	70/78
Battery:	3600 Reedy battery		
Battery Position:	4		

Drivetrain:

Transmission:			
3 Gear:	<input checked="" type="checkbox"/>	4 Gear:	<input type="checkbox"/>
Stand Up:	<input type="checkbox"/>	Lay Down:	<input checked="" type="checkbox"/>
Differential:			
Ball Diff:	<input checked="" type="checkbox"/>	Gear Diff:	<input type="checkbox"/>
Notes:			
Slipper Clutch:			
Type:	AE		
# of Pads:	LCF		

Shocks:

	Front	Rear
Piston:	Split 1.6/1.7	2x1.7
Fluid:	32/5	30
Spring:	Grey AE	Green AE
Limiters:	1	0
Stroke:	20.5	28.65
Eyelet Length:	Long	Short
Cup Offset:	5	5
Notes:		



Track Info:

Size:	Small <input type="checkbox"/> Medium <input checked="" type="checkbox"/> Large <input type="checkbox"/> Extra Large <input type="checkbox"/>
Surface:	Dirt <input type="checkbox"/> Carpet <input type="checkbox"/> AstroTurf <input type="checkbox"/> Multi Surface <input type="checkbox"/>
Traction:	Low <input type="checkbox"/> Medium <input checked="" type="checkbox"/> High <input checked="" type="checkbox"/> Very High <input type="checkbox"/>
Moisture:	Dry <input checked="" type="checkbox"/> Damp <input checked="" type="checkbox"/> Wet <input type="checkbox"/>
Condition:	Indoor <input checked="" type="checkbox"/> Outdoor <input type="checkbox"/> Dusty <input checked="" type="checkbox"/> Hard Packed <input type="checkbox"/>
	Bumpy <input checked="" type="checkbox"/> Grooved <input checked="" type="checkbox"/> Smooth <input checked="" type="checkbox"/> Loamy <input type="checkbox"/>
Temperature:	Ambient: Track:
Notes:	

Tires:

Front Tires:	Dirt Webs/Octogons
Front Compound:	Gold
Front Insert:	Dirt-Tech
Rear Tires:	Dirt webs/Octogons
Rear Compound:	Gold
Rear Insert:	Dirt Tech
Wheel (F/R):	JC
Notes:	V Cut in the middle of foams

Body, Wing, Weight:

Body:	F2
Wing:	S-Type
Wing Angle:	0° <input type="checkbox"/> 3° <input type="checkbox"/> 6° <input checked="" type="checkbox"/>
Servo Weights:	None <input type="checkbox"/> Aluminum <input type="checkbox"/> Steel <input type="checkbox"/> Other <input type="checkbox"/>
Electronic Weights:	None <input type="checkbox"/> Aluminum <input checked="" type="checkbox"/> Steel <input type="checkbox"/> Other <input type="checkbox"/>
Total Vehicle Weight:	1577

Vehicle Comments:

Notes: