

Front Suspension:

Reset Forms

Ride Height:	23
Camber:	-1
Toe:	0
Arm Type:	Gull (Hard)
Tower Type:	Gull
Caster Block Insert:	5
Bulkhead Type:	Factory team
Kick-Up Angle:	25
Wheel Hex:	5.0
Notes:	Full Aluminum Rack JC Narrow Front wing

Anti Roll Bar:

None

White (0.8mm)

Gray (0.9mm)

Blue (1.0mm)

Other: _____

Bump Steer Spacing: 1mm

Axle Height:

+3

+2

+1

0



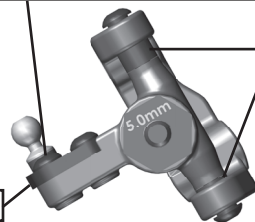
Ball Stud Spacing: 1mm

Steering Plate: +1

Steering Stop Spacing:

Ball Stud Spacing: 1mm

Caster Block Spacing: 1mm



Rear Suspension:

Ride Height:	23
Camber:	-1
Wheel Hex:	6.0
Hub Spacing:	Forward <input type="checkbox"/> Middle <input checked="" type="checkbox"/> Back <input type="checkbox"/>
Shock Mounting Position:	Front of Arm <input checked="" type="checkbox"/> Rear of Arm <input type="checkbox"/>
Notes:	aluminum c mount Hard Rear arms BMI Rear Inserts, 67mm Dogbones 4mm on the rear hubs inside back row Tall Rear Tower B5m shock bodies

Anti Roll Bar:

None

White (1.2mm)

Gray (1.3mm)

Blue (1.4mm)

Other: _____

Rear Hub Link Setting:

Up

E	C	A
D	B	

Down

D	B	
E	C	A

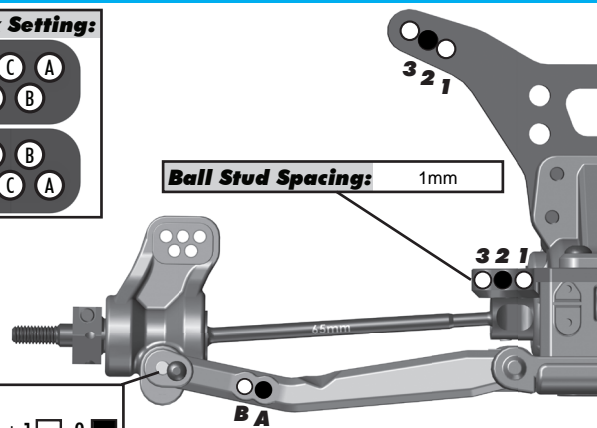
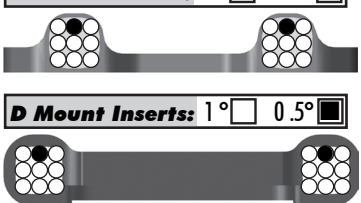
C Mount Inserts: 1° 0.5°

D Mount Inserts: 1° 0.5°

Hub Insert:

+3 +2 +1 0

Ball Stud Spacing: 1mm



Electronics:

Radio:	Futaba 4PX	Servo:	Reedy Shorty Torque
EPA: Throttle:	100 %	Brake:	65 %
ESC:	Reedy Black Box 510R		
ESC Settings:	Custom		
Motor:	7.5		
Wind:	7.5	Timing:	20
Pinion:	23	Spur:	75
Battery:	Reedy 5300		
Battery Position:	All the way back, No waterfall		

Drivetrain:

Transmission:

3 Gear: **4 Gear:**

Stand Up: **Lay Down:**

Differential:

Ball Diff: **Gear Diff:**

Notes:

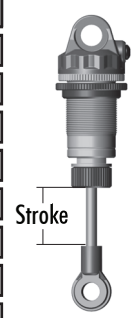
Slipper Clutch:

Type: AE Slipper

of Pads:

Shocks:

	Front	Rear
Piston:	2x1.6 (Kit)	2x1.7 (Kit)
Fluid:	32/5 AE	30 AE
Spring:	X-Gear Red	AE Green
Limiters:	2	1
Stroke:	20.50	28.00
Eyelet Length:	Short	Short
Cup Offset:	5	5
Notes:	X-Rings	



Track Info:

Size: Small Medium Large Extra Large

Surface: Dirt Carpet Astroturf Multi Surface

Traction: Low Medium High Very High

Moisture: Dry Damp Wet

Condition: Indoor Outdoor Dusty Hard Packed

Bumpy Grooved Smooth Loamy

Temperature: Ambient: _____ Track: _____

Notes:

Tires:

Front Tires: Space Bars

Front Compound: Gold

Front Insert: Dirt Tech

Rear Tires: Space Bars

Rear Compound: Gold

Rear Insert: Dirt Tech

Wheel (F/R): JC

Notes:

Body, Wing, Weight:

Body: JConcepts S2

Wing: Aero

Wing Angle: 0° 3° 6°

Servo Weights:

None Aluminum Steel Other

Electronic Weights:

None Aluminum Steel Other

Total Vehicle Weight:

Vehicle Comments:

Notes: Hard Side rails, 7075 Chassis