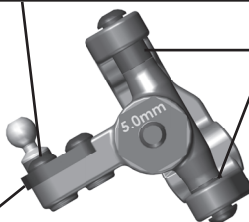
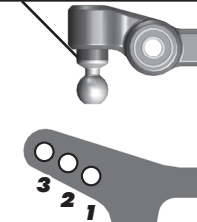

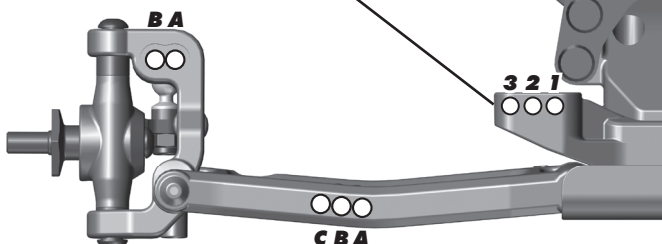
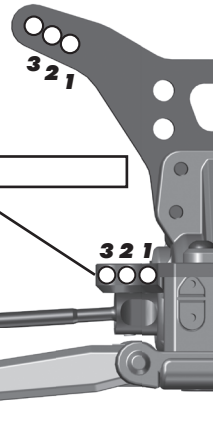

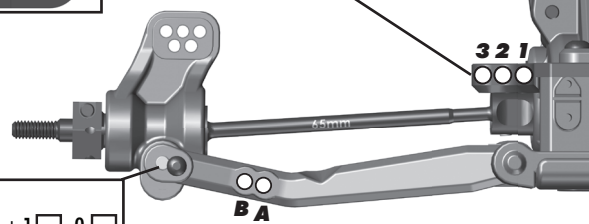

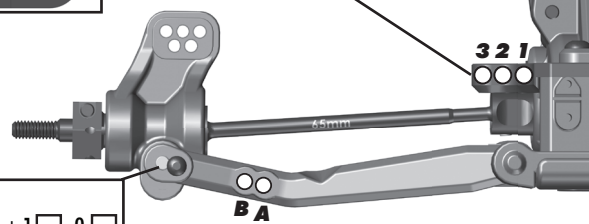



Front Suspension:

| | | | | |
|-----------------------------|---|--|--|---|
| Ride Height: | Anti Roll Bar: | Bump Steer Spacing: | Axle Height: | Ball Stud Spacing: |
| Camber: | None <input type="checkbox"/> |  | +3 <input type="checkbox"/> |  |
| Toe: | White (0.8mm) <input type="checkbox"/> | | +2 <input type="checkbox"/> | |
| Arm Type: | Gray (0.9mm) <input type="checkbox"/> | | +1 <input type="checkbox"/> | |
| Tower Type: | Blue (1.0mm) <input type="checkbox"/> | | 0 <input type="checkbox"/> | |
| Caster Block Insert: | Other: _____ <input type="checkbox"/> | | | |
| Bulkhead Type: | Steering Plate: | Steering Stop Spacing: | Ball Stud Spacing: | |
| Kick-Up Angle: |  | |  | |
| Wheel Hex: | Caster Block Spacing: | | | |
| Notes: | | | | |

Rear Suspension:

| | | | |
|--|---|--|--|
| Ride Height: | Anti Roll Bar: | Rear Hub Link Setting: | Ball Stud Spacing: |
| Camber: | None <input type="checkbox"/> | Up |  |
| Wheel Hex: | White (1.2mm) <input type="checkbox"/> |  | |
| Hub Spacing: | Gray (1.3mm) <input type="checkbox"/> | Down | |
| Forward <input type="checkbox"/> Middle <input type="checkbox"/> Back <input type="checkbox"/> | Blue (1.4mm) <input type="checkbox"/> |  | |
| | Other: _____ <input type="checkbox"/> | | |
| Shock Mounting Position: | C Mount Inserts: 1° <input type="checkbox"/> 0.5° <input type="checkbox"/> | Hub Insert: | |
| Front of Arm <input type="checkbox"/> Rear of Arm <input type="checkbox"/> |  | +3 <input type="checkbox"/> +2 <input type="checkbox"/> +1 <input type="checkbox"/> 0 <input type="checkbox"/> |  |
| Notes: | D Mount Inserts: 1° <input type="checkbox"/> 0.5° <input type="checkbox"/> | | |
| |  | | |

Electronics:

| | |
|--|----------------|
| Radio: | Servo: |
| EPA: Throttle: _____ % Brake: _____ % | |
| ESC: | |
| ESC Settings: | |
| Motor: | |
| Wind: | Timing: |
| Pinion: | Spur: |
| Battery: | |
| Battery Position: | |

Drivetrain:

| |
|---|
| Transmission: |
| 3 Gear: <input type="checkbox"/> 4 Gear: <input type="checkbox"/> |
| Stand Up: <input type="checkbox"/> Lay Down: <input type="checkbox"/> |
| Differential: |
| Ball Diff: <input type="checkbox"/> Gear Diff: <input type="checkbox"/> |
| Notes: |
| Slipper Clutch: |
| Type: |
| # of Pads: |

Shocks:

| | Front | Rear |
|-----------------------|-------|------|
| Piston: | | |
| Fluid: | | |
| Spring: | | |
| Limiters: | | |
| Stroke: | | |
| Eyelet Length: | | |
| Cup Offset: | | |
| Notes: | | |



Track Info:

| | |
|---------------------|--|
| Size: | Small <input type="checkbox"/> Medium <input type="checkbox"/> Large <input type="checkbox"/> Extra Large <input type="checkbox"/> |
| Surface: | Dirt <input type="checkbox"/> Carpet <input type="checkbox"/> AstroTurf <input type="checkbox"/> Multi Surface <input type="checkbox"/> |
| Traction: | Low <input type="checkbox"/> Medium <input type="checkbox"/> High <input type="checkbox"/> Very High <input type="checkbox"/> |
| Moisture: | Dry <input type="checkbox"/> Damp <input type="checkbox"/> Wet <input type="checkbox"/> |
| Condition: | Indoor <input type="checkbox"/> Outdoor <input type="checkbox"/> Dusty <input type="checkbox"/> Hard Packed <input type="checkbox"/> Bumpy <input type="checkbox"/> Grooved <input type="checkbox"/> Smooth <input type="checkbox"/> Loamy <input type="checkbox"/> |
| Temperature: | Ambient: _____ Track: _____ |
| Notes: | |

Tires:

| |
|------------------------|
| Front Tires: |
| Front Compound: |
| Front Insert: |
| Rear Tires: |
| Rear Compound: |
| Rear Insert: |
| Wheel (F/R): |
| Notes: |

Body, Wing, Weight:

| |
|---|
| Body: |
| Wing: |
| Wing Angle: 0° <input type="checkbox"/> 3° <input type="checkbox"/> 6° <input type="checkbox"/> |
| Servo Weights: |
| None <input type="checkbox"/> Aluminum <input type="checkbox"/> Steel <input type="checkbox"/> Other <input type="checkbox"/> |
| Electronic Weights: |
| None <input type="checkbox"/> Aluminum <input type="checkbox"/> Steel <input type="checkbox"/> Other <input type="checkbox"/> |
| Total Vehicle Weight: |

Vehicle Comments:

| |
|---------------|
| Notes: |
|---------------|