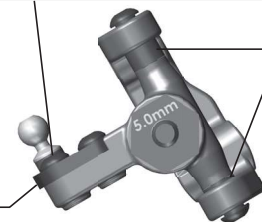


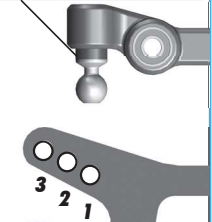
## Front Suspension:

Ride Height: \_\_\_\_\_  
 Camber: \_\_\_\_\_  
 Toe: \_\_\_\_\_  
 Arm Type: \_\_\_\_\_  
 Tower Type: \_\_\_\_\_  
 Caster Block Insert: \_\_\_\_\_  
 Bulkhead Type: \_\_\_\_\_  
 Kick-Up Angle: \_\_\_\_\_  
 Wheel Hex: \_\_\_\_\_  
 Notes: \_\_\_\_\_


Anti Roll Bar:  
 None   
 White (0.8mm)   
 Gray (0.9mm)   
 Blue (1.0mm)   
 Other: \_\_\_\_\_

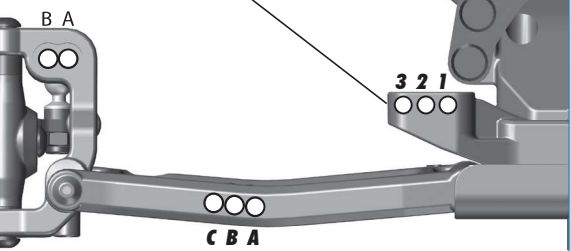
Bump Steer Spacing: \_\_\_\_\_  


Axle Height:  
 +3   
 +2   
 +1   
 0

Ball Stud Spacing:  


Steering Plate:  




Steering Stop Spacing: \_\_\_\_\_  




Ball Stud Spacing:  


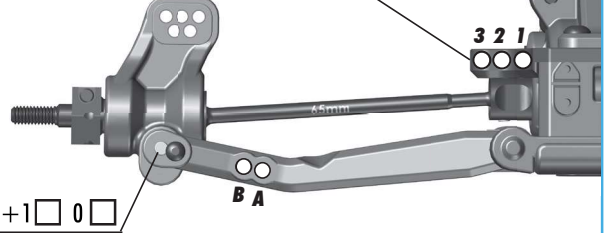
## Rear Suspension:

Ride Height: \_\_\_\_\_  
 Camber: \_\_\_\_\_  
 Wheel Hex: \_\_\_\_\_  
 Hub Spacing:  
 Forward  Middle  Back   
 Front of Arm  Rear of Arm   
 Notes: \_\_\_\_\_

Anti Roll Bar:  
 None   
 White (1.2mm)   
 Gray (1.3mm)   
 Blue (1.4mm)   
 Other: \_\_\_\_\_

Rear Hub Link Setting:  
 Up   
 Down 

C Mount Inserts: 1°  0.5°   
  
 D Mount Inserts: 1°  0.5°   


Ball Stud Spacing:  


## Electronics:

Radio: \_\_\_\_\_ Servo: \_\_\_\_\_  
 EPA: Throttle: \_\_\_\_\_ % Brake: \_\_\_\_\_ %  
 ESC: \_\_\_\_\_  
 ESC Settings: \_\_\_\_\_  
 Motor: \_\_\_\_\_  
 Wind: \_\_\_\_\_ Timing: \_\_\_\_\_  
 Pinion: \_\_\_\_\_ Spur: \_\_\_\_\_  
 Battery: \_\_\_\_\_  
 Battery Position: \_\_\_\_\_

## Drivetrain:

Transmission:  
 3 Gear:  4 Gear:   
 Stand Up:  Lay Down:   
 Differential:  
 Ball Diff:  Gear Diff:   
 Notes: \_\_\_\_\_  
 Slipper Clutch:  
 Type: \_\_\_\_\_  
 # of Pads: \_\_\_\_\_

## Shocks:

	Front	Rear
Piston:		
Fluid:		
Spring:		
Limiters:		
Stroke:		
Eyelet Length:		
Cup Offset:		
Notes:		



## Track Info:

Size: Small  Medium  Large  Extra Large   
 Surface: Dirt  Carpet  Astroturf  Multi Surface   
 Traction: Low  Medium  High  Very High   
 Moisture: Dry  Damp  Wet   
 Condition: Indoor  Outdoor  Dusty  Hard Packed   
 Bumpy  Grooved  Smooth  Loamy   
 Temperature: Ambient: \_\_\_\_\_ Track: \_\_\_\_\_  
 Notes: \_\_\_\_\_

## Tires:

Front Tires: \_\_\_\_\_  
 Front Compound: \_\_\_\_\_  
 Front Insert: \_\_\_\_\_  
 Rear Tires: \_\_\_\_\_  
 Rear Compound: \_\_\_\_\_  
 Rear Insert: \_\_\_\_\_  
 Wheel (F/R): \_\_\_\_\_  
 Notes: \_\_\_\_\_

## Body, Wing, Weight

Body: \_\_\_\_\_  
 Wing: \_\_\_\_\_  
 Wing Angle: 0°  3°  6°   
 Servo Weights: \_\_\_\_\_  
 None  Aluminum  Steel  Other   
 Electronic Weights: \_\_\_\_\_  
 None  Aluminum  Steel  Other   
 Total Vehicle Weight: \_\_\_\_\_

## Vehicle Comments: