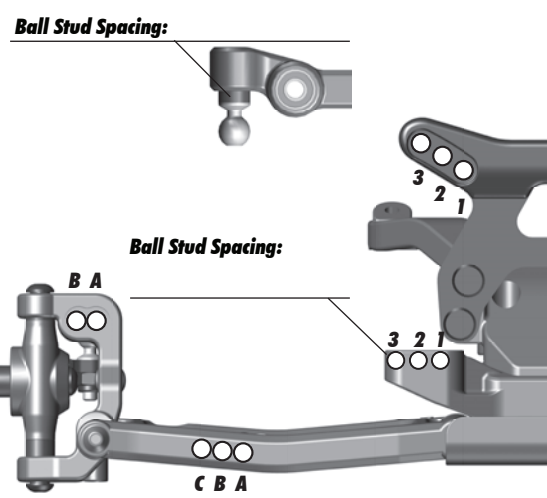


Front Suspension

Ride Height: _____
Camber: _____
Toe: _____
Anti-Roll Bar: _____
Arm Type: _____
Tower Type: _____
Caster Block Insert: _____
Steering Block: _____
Bulkhead Type: _____
Kick-Up Angle: _____
Wheel Hex: _____

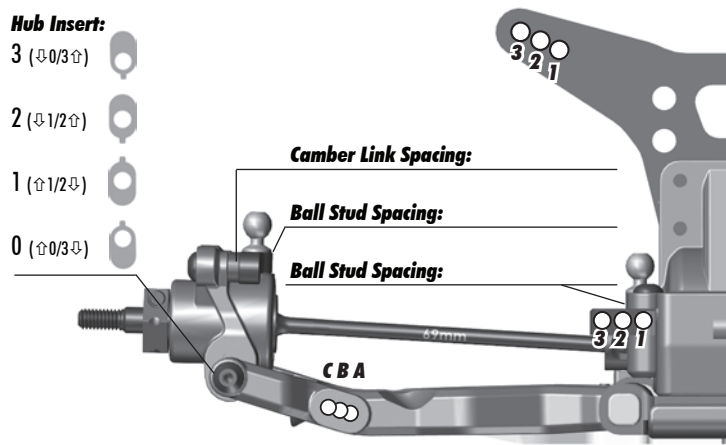
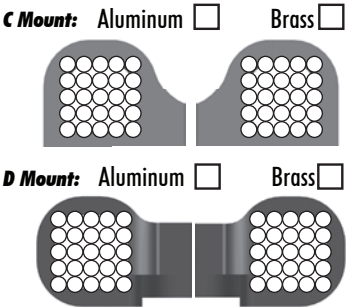
Bump Steer Spacing: _____
Steering Plate: _____
Steering Stud Spacing: _____
Axle Height:
 +3
 +2
 +1
 0
 SCH1256
Caster Block Spacing: _____



Notes

Rear Suspension

Ride Height: _____
Camber: _____
Tower Type: _____
Wheel Hex: _____
CVA Bone Length: _____
CVA Pin Location: _____
Anti-Roll Bar: _____
Arm & Position
 73 75 Forward Back
Hub Spacing:
 Forward Middle Back
Shock Mounting Position:
 Front of Arm Rear of Arm



Notes

Track Info, Tires & Aero

Radio: _____ **Servo:** _____
EPA: Throttle: _____ % Brake: _____ %
ESC: _____
ESC Settings: _____
Motor: _____ **Timing:** _____
Pinion: _____ **Spur:** _____
Battery: _____ **Battery Weight:** _____
Battery Position: _____

Transmission Laydown Layback Stand-Up
 3 Gear 4 Gear
Differential **Height:** _____
 Ball Diff: _____
 Gear Diff: _____
Slipper
Type: _____
of Pads: _____

Shocks	Front	Rear
Piston:		
Fluid:		
Spring:		
Int. Limiter:		
Ext. Limiter:		
Stroke:		
Eyelet Length:		
Cup Offset:		
Notes:		



Size: Small Medium Large Extra Large
Surface: Dirt Carpet Astroturf Multi Surface
Traction: Low Medium High Very High
Moisture: Dry Damp Wet
Condition: Indoor Outdoor Dusty Hard Packed
 Bumpy Grooved Smooth Loamy
Temperature: Ambient: _____ Humidity: _____

Front Tires: _____
Front Compound: _____
Front Insert: _____
Rear Tires: _____
Rear Compound: _____
Rear Insert: _____
Wheel (F/R): _____

Body: _____
Wing: _____
Wing Angle: 0° 3° 6°
Front Wing: _____
Chassis Length: _____
Servo Weights: _____
Electronic Weights: _____
Total Vehicle Weight: _____

Notes

Notes

Comments