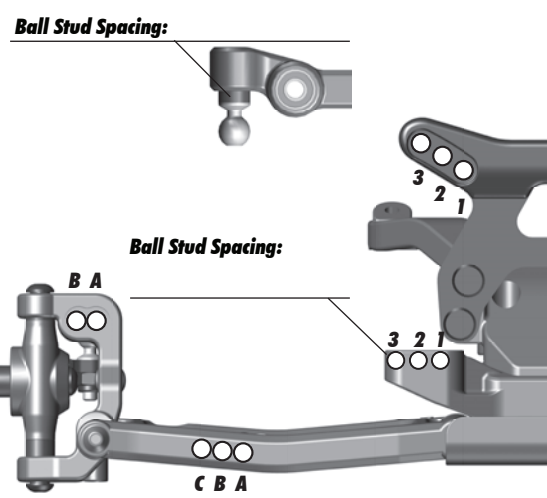


Front Suspension

**Ride Height:** \_\_\_\_\_  
**Camber:** \_\_\_\_\_  
**Toe:** \_\_\_\_\_  
**Anti-Roll Bar:** \_\_\_\_\_  
**Arm Type:** \_\_\_\_\_  
**Tower Type:** \_\_\_\_\_  
**Caster Block Insert:** \_\_\_\_\_  
**Steering Block:** \_\_\_\_\_  
**Bulkhead Type:** \_\_\_\_\_  
**Kick-Up Angle:** \_\_\_\_\_  
**Wheel Hex:** \_\_\_\_\_

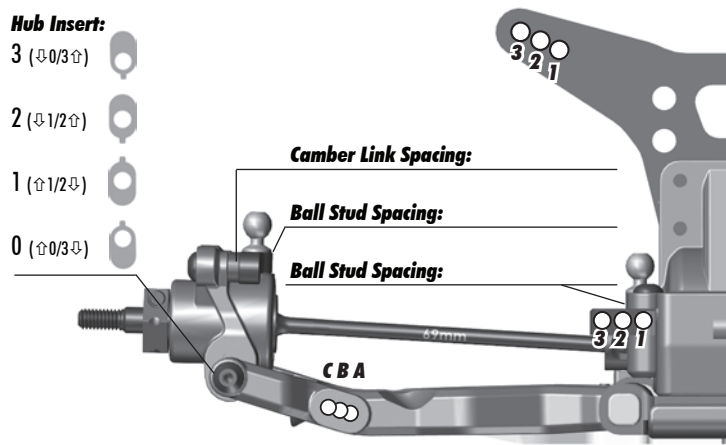
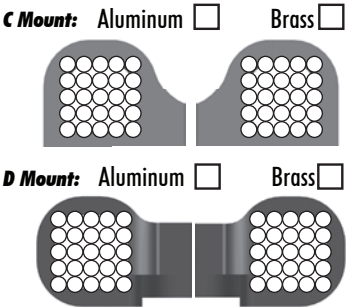
**Bump Steer Spacing:** \_\_\_\_\_  
**Steering Plate:** \_\_\_\_\_  
**Steering Stud Spacing:** \_\_\_\_\_  
**Axle Height:**  
 +3   
 +2   
 +1   
 0   
 SCH1256   
**Caster Block Spacing:** \_\_\_\_\_



Notes

Rear Suspension

**Ride Height:** \_\_\_\_\_  
**Camber:** \_\_\_\_\_  
**Tower Type:** \_\_\_\_\_  
**Wheel Hex:** \_\_\_\_\_  
**CVA Bone Length:** \_\_\_\_\_  
**CVA Pin Location:** \_\_\_\_\_  
**Anti-Roll Bar:** \_\_\_\_\_  
**Arm & Position**  
 73  75  Forward  Back   
**Hub Spacing:**  
 Forward  Middle  Back   
**Shock Mounting Position:**  
 Front of Arm  Rear of Arm



Notes

Track Info, Tires & Aero

**Radio:** \_\_\_\_\_ **Servo:** \_\_\_\_\_  
**EPA:** Throttle: \_\_\_\_\_ % Brake: \_\_\_\_\_ %  
**ESC:** \_\_\_\_\_  
**ESC Settings:** \_\_\_\_\_  
**Motor:** \_\_\_\_\_ **Timing:** \_\_\_\_\_  
**Pinion:** \_\_\_\_\_ **Spur:** \_\_\_\_\_  
**Battery:** \_\_\_\_\_ **Battery Weight:** \_\_\_\_\_  
**Battery Position:** \_\_\_\_\_

**Transmission**  Laydown  Layback  Stand-Up  
 3 Gear  4 Gear  
**Differential** **Height:** \_\_\_\_\_  
 Ball Diff: \_\_\_\_\_  
 Gear Diff: \_\_\_\_\_  
**Slipper**  
**Type:** \_\_\_\_\_  
**# of Pads:** \_\_\_\_\_

Shocks	Front	Rear
Piston:		
Fluid:		
Spring:		
Int. Limiter:		
Ext. Limiter:		
Stroke:		
Eyelet Length:		
Cup Offset:		
Notes:		



**Size:** Small  Medium  Large  Extra Large   
**Surface:** Dirt  Carpet  Astroturf  Multi Surface   
**Traction:** Low  Medium  High  Very High   
**Moisture:** Dry  Damp  Wet   
**Condition:** Indoor  Outdoor  Dusty  Hard Packed   
 Bumpy  Grooved  Smooth  Loamy   
**Temperature:** Ambient: \_\_\_\_\_ Humidity: \_\_\_\_\_

**Front Tires:** \_\_\_\_\_  
**Front Compound:** \_\_\_\_\_  
**Front Insert:** \_\_\_\_\_  
**Rear Tires:** \_\_\_\_\_  
**Rear Compound:** \_\_\_\_\_  
**Rear Insert:** \_\_\_\_\_  
**Wheel (F/R):** \_\_\_\_\_

**Body:** \_\_\_\_\_  
**Wing:** \_\_\_\_\_  
**Wing Angle:** 0°  3°  6°   
**Front Wing:** \_\_\_\_\_  
**Chassis Length:** \_\_\_\_\_  
**Servo Weights:** \_\_\_\_\_  
**Electronic Weights:** \_\_\_\_\_  
**Total Vehicle Weight:** \_\_\_\_\_

Notes

Notes

Comments