


## Front Suspension:

**Ride Height:** \_\_\_\_\_  
**Camber:** \_\_\_\_\_  
**Toe:** \_\_\_\_\_  
**Arm Type:** \_\_\_\_\_  
**Tower Type:** \_\_\_\_\_  
**Caster Block Insert:** \_\_\_\_\_  
**Steering Block:** \_\_\_\_\_  
**Bulkhead Type:** \_\_\_\_\_  
**Kick-Up Angle:** \_\_\_\_\_  
**Wheel Hex:** \_\_\_\_\_  
**Notes:** \_\_\_\_\_  
 \_\_\_\_\_  
 \_\_\_\_\_  
 \_\_\_\_\_

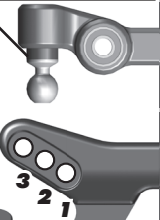
**Anti Roll Bar:**  
 White (0.8mm) ☐  
 Gray (0.9mm) ☐  
 Blue (1.0mm) ☐  
 Other: \_\_\_\_\_ ☐

### Bump Steer Spacing:




**Axle Height:**  
 +3 ☐  
 +2 ☐  
 +1 ☐  
 0 ☐

### Ball Stud Spacing:



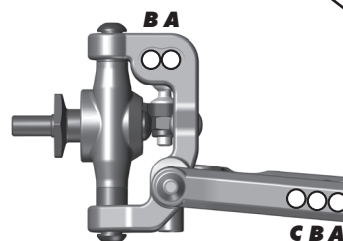
### Steering Plate:

### Steering Stop Spacing:



### Caster Block Spacing:

### Ball Stud Spacing:



## Rear Suspension:

**Ride Height:** \_\_\_\_\_  
**Camber:** \_\_\_\_\_  
**Tower Type:** \_\_\_\_\_  
**Wheel Hex:** \_\_\_\_\_  
**CVA Bone Length:** \_\_\_\_\_  
**CVA Pin Location:** \_\_\_\_\_  
**Hub Spacing:**  
 Forward ☐ Middle ☐ Back ☐  
**Shock Mounting Position:**  
 Front of Arm ☐ Rear of Arm ☐  
**Notes:** \_\_\_\_\_  
 \_\_\_\_\_  
 \_\_\_\_\_

**Anti Roll Bar:**  
 White (1.2mm) ☐  
 Gray (1.3mm) ☐  
 Blue (1.4mm) ☐  
 Other: \_\_\_\_\_ ☐

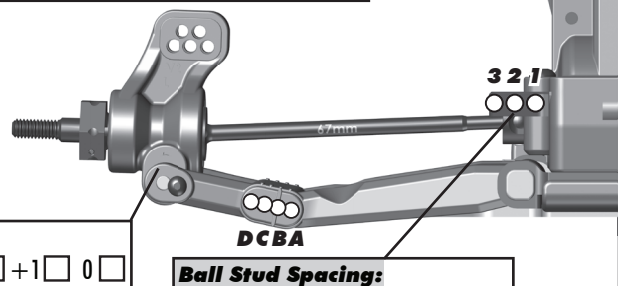
### Rear Hub Link Setting:

Plastic Hub ☐ Aluminum Hub ☐ Ball Stud Spacing: \_\_\_\_\_  
**Up** **Down**

**C Mount Inserts:** 1° ☐ 0.5° ☐  
 Aluminum ☐ Brass ☐

**D Mount Inserts:** 1° ☐ 0.5° ☐  
 Aluminum ☐ Brass ☐

**Hub Insert:**  
 +3 ☐ +2 ☐ +1 ☐ 0 ☐



### Ball Stud Spacing:

## Electronics:


**Radio:** \_\_\_\_\_ **Servo:** \_\_\_\_\_  
**EPA:** Throttle: \_\_\_\_\_ % Brake: \_\_\_\_\_ %  
**ESC:** \_\_\_\_\_  
**ESC Settings:** \_\_\_\_\_  
**Motor:** \_\_\_\_\_  
**Wind:** \_\_\_\_\_ **Timing:** \_\_\_\_\_  
**Pinion:** \_\_\_\_\_ **Spur:** \_\_\_\_\_  
**Battery:** \_\_\_\_\_  
**Battery Position:** \_\_\_\_\_

## Drivetrain:

**Transmission:** **Laydown:** ☐  
**3 Gear:** ☐ **Layback:** ☐  
**4 Gear:** ☐ **Stand Up:** ☐  
**Differential:** **Ball Diff:** ☐  
**Height:** \_\_\_\_\_ **Gear Diff:** ☐  
**Notes:** \_\_\_\_\_  
**Slipper Clutch:**  
**Type:** \_\_\_\_\_  
**# of Pads:** \_\_\_\_\_

## Shocks:

	Front	Rear
<b>Piston:</b>		
<b>Fluid:</b>		
<b>Spring:</b>		
<b>Limiters:</b>		
<b>Stroke:</b>		
<b>Eyelet Length:</b>		
<b>Cup Offset:</b>		
<b>Notes:</b>		



## Track Info:

**Size:** Small ☐ Medium ☐ Large ☐ Extra Large ☐  
**Surface:** Dirt ☐ Carpet ☐ AstroTurf ☐ Multi Surface ☐  
**Traction:** Low ☐ Medium ☐ High ☐ Very High ☐  
**Moisture:** Dry ☐ Damp ☐ Wet ☐  
**Condition:** Indoor ☐ Outdoor ☐ Dusty ☐ Hard Packed ☐  
 Bumpy ☐ Grooved ☐ Smooth ☐ Loamy ☐  
**Temperature:** Ambient: \_\_\_\_\_ Track: \_\_\_\_\_  
**Notes:** \_\_\_\_\_

## Tires:

**Front Tires:** \_\_\_\_\_  
**Front Compound:** \_\_\_\_\_  
**Front Insert:** \_\_\_\_\_  
**Rear Tires:** \_\_\_\_\_  
**Rear Compound:** \_\_\_\_\_  
**Rear Insert:** \_\_\_\_\_  
**Wheel (F/R):** \_\_\_\_\_  
**Notes:** \_\_\_\_\_

## Body, Wing, Weight:

**Body:** \_\_\_\_\_  
**Wing:** \_\_\_\_\_  
**Wing Angle:** 0° ☐ 3° ☐ 6° ☐  
**Servo Weights:**  
 None ☐ Aluminum ☐ Steel ☐ Other ☐  
**Electronic Weights:**  
 None ☐ Aluminum ☐ Steel ☐ Other ☐  
**Total Vehicle Weight:** \_\_\_\_\_

## Vehicle Comments:

**Notes:** \_\_\_\_\_