

Front Suspension:

Ride Height: 17 mm

Camber: -1°

Toe: 0° (Tierod Gap = 27.2 mm)

Arm Type: #91673 Gullwing, Standard

Tower Type: #91768 Gullwing

Caster Block Insert: 5°

Steering Block: 3

Bulkhead Type: #91658 FT Aluminum

Kick-Up Angle: 25°

Wheel Hex: #91682 Aluminum

Notes: #1366 FT Aluminum Servo Horn, 25T
#91668 FT Aluminum Steering Bellcranks

Anti Roll Bar:

White (0.8mm)

Gray (0.9mm)

Blue (1.0mm)

Other:

Bump Steer Spacing: 0 mm

Axle Height:

+3

+2

+1

0

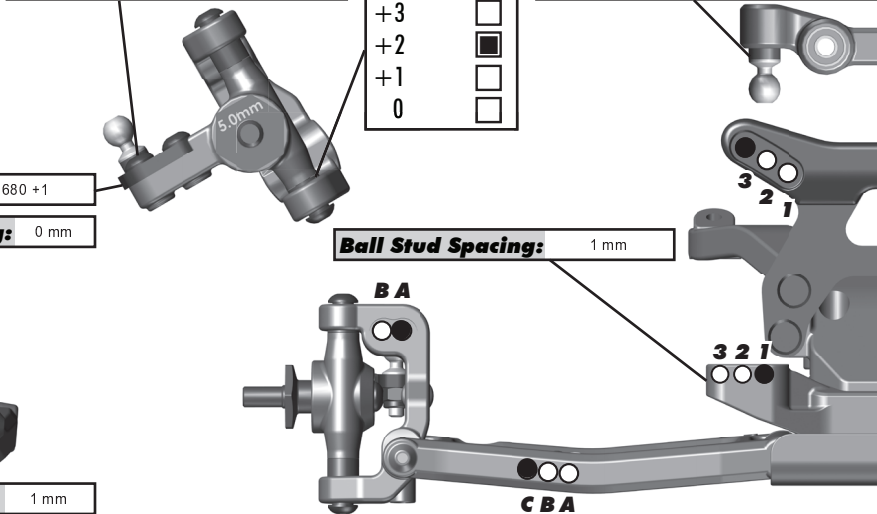
Ball Stud Spacing: 1 mm

Steering Plate: #91680 +1

Steering Stop Spacing: 0 mm

Ball Stud Spacing: 1 mm

Caster Block Spacing: 1 mm



Rear Suspension:

Ride Height: 17 mm

Camber: -2°

Tower Type: #91769 Standard

Wheel Hex: #91610 FT 7.0 mm

CVA Bone Length: #91434 67 mm

CVA Pin Location: Towards Hex

Hub Spacing: Forward Middle Back

Shock Mounting Position: Front of Arm Rear of Arm

Notes: #91777 B6.1 Rear Arms, Standard

Anti Roll Bar:

White (1.2mm)

Gray (1.3mm)

Blue (1.4mm)

Other:

Rear Hub Link Setting:

Plastic Hub Aluminum Hub Ball Stud Spacing: 3 mm

Up:

Down:

C Mount Inserts: 1° 0.5°

Aluminum Brass

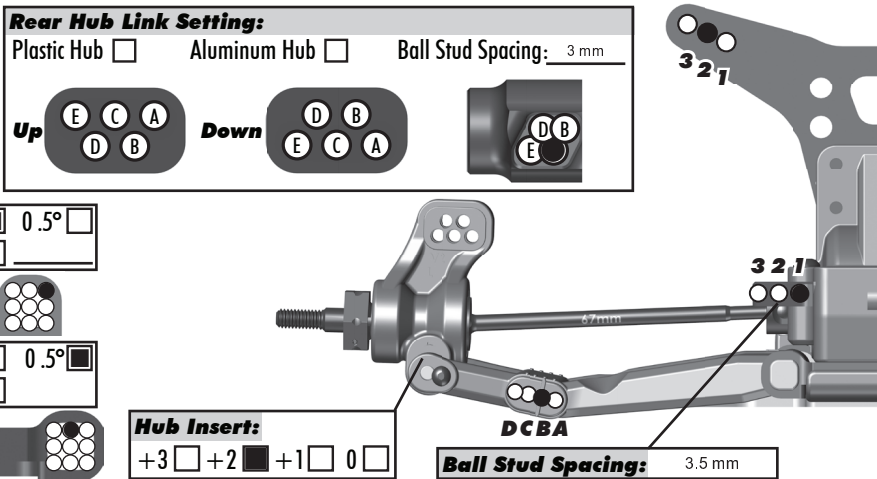
D Mount Inserts: 1° 0.5°

Aluminum Brass

Hub Insert:

+3 +2 +1 0

Ball Stud Spacing: 3.5 mm



Electronics:

Radio: Sanwa M12S **Servo:** #27100 Reedy RS1206

EPA: Throttle: 100 % **Brake:** 98 %

ESC: #27004 Reedy Blackbox 510R

ESC Settings: See Setup Sheet

Motor: Reedy M3 (#275 12.5mm Mod Rotor)

Wind: 6.5 **Timing:** 18°

Pinion: 21 **Spur:** 78

Battery: #27338 Reedy Zappers SG2.4100 mAh 80C + #27304 Reedy Battery Weight 2x

Battery Position: 5F

Drivetrain:

Transmission: **Laydown:**

3 Gear: **Layback:**

4 Gear: **Stand Up:**

Differential: **Ball Diff:**

Height: 2 **Gear Diff:**

Notes: 10,000 - 4 Gear - Plastic Cover


Slipper Clutch:

Type: Team Associated

of Pads: 2 x #91197 LCF

Shocks:

| | Front | Rear |
|-----------------------|----------------------------------|----------------------------|
| Piston: | #91625 2x1.5 Flat Machined | #91626 2x1.6 Flat Machined |
| Fluid: | #5429 FT 35 wt | #5422 FT 30 wt |
| Spring: | #91835 Red V2 | #91839 Gray V2 |
| Limiters: | 0 In / 1 Out | 0 |
| Stroke: | 24.0 mm | 27.0 mm |
| Eyelet Length: | Short | Long |
| Cup Offset: | 5 mm | 0 mm |
| Notes: | #91494 Machined Shock Spacers V2 | |



Track Info:

Size: Small Medium Large Extra Large

Surface: Dirt Carpet Astroturf Multi Surface

Traction: Low Medium High Very High

Moisture: Dry Damp Wet

Condition: Indoor Outdoor Dusty Hard Packed
Bumpy Grooved Smooth Loamy

Temperature: Ambient: 60F Track: 60F

Notes: CRC Black Carpet

Tires:

Front Tires: JConcepts Swaggers (Spec)

Front Compound: Double Pink

Front Insert: None

Rear Tires: JConcepts Twin Pin (Spec)

Rear Compound: Double Pink

Rear Insert: JConcepts Open Cell

Wheel (F/R): Team Associated Hex

Notes:

Body, Wing, Weight:

Body: #91828 Team Associated Lightweight

Wing: JC Lower Front Wing / #91741 B6 Wing

Wing Angle: 0° 3° 6°

Servo Weights: #91747 FT Steel Servo Weight

None Aluminum Steel Other

Electronic Weights: #91748 FT Steel ESC Weight

None Aluminum Steel Other

Total Vehicle Weight: 1570g

Vehicle Comments:

Notes: #91755 Ti Screw Kit (only used above chassis); #91576 & 91577 Fox Shock Bodies; #91616 & 91620 FT Chrome Shock Shafts; #91796 FT Motor Plate, Graphite