

## Front Suspension:

<b>Ride Height:</b>	21mm
<b>Camber:</b>	-1 (22.98 Ti Rod Gap)
<b>Toe:</b>	None (27.06 Ti Rod Gap)
<b>Arm Type:</b>	#91683 Hard Gull-Wing
<b>Tower Type:</b>	#91768 Gull-Wing
<b>Caster Block Insert:</b>	5
<b>Steering Block:</b>	4
<b>Bulkhead Type:</b>	Aluminum
<b>Kick-Up Angle:</b>	25
<b>Wheel Hex:</b>	5.0
<b>Notes:</b>	

**Anti Roll Bar:**

White (0.8mm) ☐

Gray (0.9mm) ☐

Blue (1.0mm) ☐

Other: ☐

**Bump Steer Spacing:** 1.5mm

**Axle Height:**

+3 ☐

+2 ☐

+1 ☐

0 ☐

**Ball Stud Spacing:** 2mm

**Steering Plate:** #91680 +1 Plates

**Steering Stop Spacing:** 0

**Ball Stud Spacing:** 1.5mm

**Caster Block Spacing:** 1mm

## Rear Suspension:

<b>Ride Height:</b>	21mm
<b>Camber:</b>	-1
<b>Wheel Hex:</b>	#71034 6.0 Clamping Hex
<b>Hub Spacing:</b>	Forward <input type="checkbox"/> Middle <input type="checkbox"/> Back <input type="checkbox"/>
<b>Shock Mounting Position:</b>	Front of Arm <input type="checkbox"/> Rear of Arm <input type="checkbox"/>
<b>Notes:</b>	#91777 Rear Arms #91769 B6.1 Rear Shock Tower #91760 B6 Aluminum Rear Hubs

**Anti Roll Bar:**

White (1.2mm) ☐




Gray (1.3mm) ☐

Blue (1.4mm) ☐

Other: 0.8 ☐

**Rear Hub Link Setting:**

Plastic Hub ☐ Aluminum Hub ☐ Ball Stud Spacing: 3mm

**Up**  **Down**  

**C Mount Inserts:** 1° ☐ 0.5° ☐

Aluminum ☐ Brass ☐

**D Mount Inserts:** 1° ☐ 0.5° ☐

Aluminum ☐ Brass ☐

**Hub Insert:**

+3 ☐ +2 ☐ +1 ☐ 0 ☐

**Bone Length:** 67mm

**Ball Stud Spacing:** 2mm

## Electronics:


<b>Radio:</b>	Sanwa M12rs	<b>Servo:</b>	Reedy RT1408
<b>EPA: Throttle:</b>	100 %	<b>Brake:</b>	75 %
<b>ESC:</b>	Reedy BlackBox 510R		
<b>ESC Settings:</b>	See Sheet		
<b>Motor:</b>	Reedy Mach 3		
<b>Wind:</b>	7.0	<b>Timing:</b>	20°
<b>Pinion:</b>	21	<b>Spur:</b>	78
<b>Battery:</b>	Reedy Zappers SG 5800		
<b>Battery Position:</b>	Tapped in with #31296 10g Weights on sides of battery		

## Drivetrain:

<b>Transmission:</b>	<b>Laydown:</b> <input type="checkbox"/>
<b>3 Gear:</b> <input type="checkbox"/>	<b>Layback:</b> <input type="checkbox"/>
<b>4 Gear:</b> <input type="checkbox"/>	<b>Stand Up:</b> <input type="checkbox"/>
<b>Differential:</b>	<b>Ball Diff:</b> <input type="checkbox"/>
<b>Height:</b> 1	<b>Gear Diff:</b> <input type="checkbox"/>
<b>Notes:</b>	
<b>Slipper Clutch:</b>	
<b>Type:</b>	AE
<b># of Pads:</b>	LCF pads and Vented Plates

## Shocks:

	Front	Rear
<b>Piston:</b>	2x1.6 Machined	2x1.7 Machined
<b>Fluid:</b>	32/5 AE	27/5 AE
<b>Spring:</b>	V1 Grey	Yoko Dart Orange
<b>Limiters:</b>	1	0
<b>Stroke:</b>	21.0	29.0
<b>Eyelet Length:</b>	Long	Short
<b>Cup Offset:</b>	5	5
<b>Notes:</b>	One Outer Limiter on rear shaft, Short bodies	



## Track Info:

<b>Size:</b>	Small <input type="checkbox"/> Medium <input type="checkbox"/> Large <input type="checkbox"/> Extra Large <input type="checkbox"/>
<b>Surface:</b>	Dirt <input type="checkbox"/> Carpet <input type="checkbox"/> AstroTurf <input type="checkbox"/> Multi Surface <input type="checkbox"/>
<b>Traction:</b>	Low <input type="checkbox"/> Medium <input type="checkbox"/> High <input type="checkbox"/> Very High <input type="checkbox"/>
<b>Moisture:</b>	Dry <input type="checkbox"/> Damp <input type="checkbox"/> Wet <input type="checkbox"/>
<b>Condition:</b>	Indoor <input type="checkbox"/> Outdoor <input type="checkbox"/> Dusty <input type="checkbox"/> Hard Packed <input type="checkbox"/> Bumpy <input type="checkbox"/> Grooved <input type="checkbox"/> Smooth <input type="checkbox"/> Loamy <input type="checkbox"/>
<b>Temperature:</b>	Ambient:      Track:
<b>Notes:</b>	

## Tires:

<b>Front Tires:</b>	Dirt Webs
<b>Front Compound:</b>	Gold
<b>Front Insert:</b>	Dirt Tech
<b>Rear Tires:</b>	Dirt Webs
<b>Rear Compound:</b>	Gold
<b>Rear Insert:</b>	Dirt Tech (V Cut in middle)
<b>Wheel (F/R):</b>	JC Mono 12mm Hex
<b>Notes:</b>	

## Body, Wing, Weight:

<b>Body:</b>	F2
<b>Wing:</b>	JC Aero Long Cord
<b>Wing Angle:</b>	0° <input type="checkbox"/> 3° <input type="checkbox"/> 6° <input type="checkbox"/>
<b>Servo Weights:</b>	None <input type="checkbox"/> Aluminum <input type="checkbox"/> Steel <input type="checkbox"/> Other <input type="checkbox"/>
<b>Electronic Weights:</b>	None <input type="checkbox"/> Aluminum <input type="checkbox"/> Steel <input type="checkbox"/> Other <input type="checkbox"/>
<b>Total Vehicle Weight:</b>	

## Vehicle Comments:

**Notes:**