

## Front Suspension:

<b>Ride Height:</b>	21mm
<b>Camber:</b>	-1
<b>Toe:</b>	None
<b>Arm Type:</b>	#91683 Hard Gull-Wing
<b>Tower Type:</b>	#91768 Gull-Wing
<b>Caster Block Insert:</b>	5
<b>Steering Block:</b>	3
<b>Bulkhead Type:</b>	Aluminum
<b>Kick-Up Angle:</b>	25
<b>Wheel Hex:</b>	5.0
<b>Notes:</b>	JConcepts Low Front Wing Mount

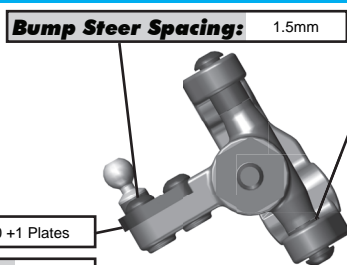
**Anti Roll Bar:**

White (0.8mm)

Gray (0.9mm)

Blue (1.0mm)

Other: \_\_\_\_\_



**Bump Steer Spacing:** 1.5mm

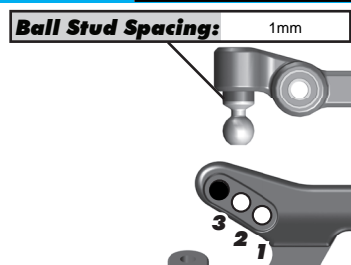
**Axle Height:**

+3

+2

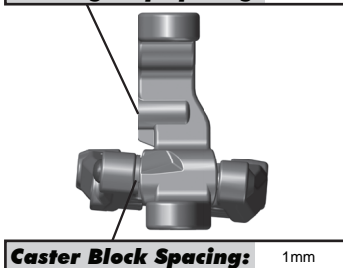
+1

0

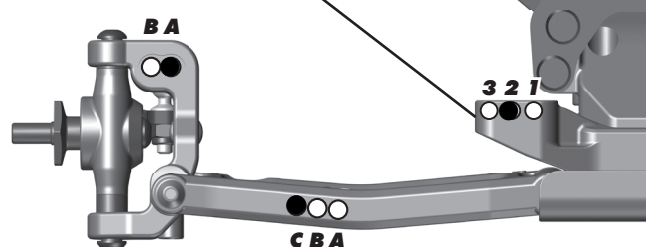


**Steering Plate:** #91680 +1 Plates

**Steering Stop Spacing:** 0



**Ball Stud Spacing:** 1.5mm



## Rear Suspension:

<b>Ride Height:</b>	21mm
<b>Camber:</b>	-1
<b>Wheel Hex:</b>	#71034 6.0 Clamping Hex
<b>Hub Spacing:</b>	Forward <input type="checkbox"/> Middle <input checked="" type="checkbox"/> Back <input type="checkbox"/>
<b>Shock Mounting Position:</b>	Front of Arm <input checked="" type="checkbox"/> Rear of Arm <input type="checkbox"/>
<b>Notes:</b>	#91778 Hard Rear Arms #91769 B6.1 Rear Shock Tower #91760 B6 Aluminum Rear Hubs #91653 B6 Side Rails Hard

**Anti Roll Bar:**

White (1.2mm)

Gray (1.3mm)

Blue (1.4mm)

Other: 0.8

**Rear Hub Link Setting:**

Plastic Hub  Aluminum Hub  Ball Stud Spacing: 3mm

Up Down

**C Mount Inserts:** 1°  0.5°

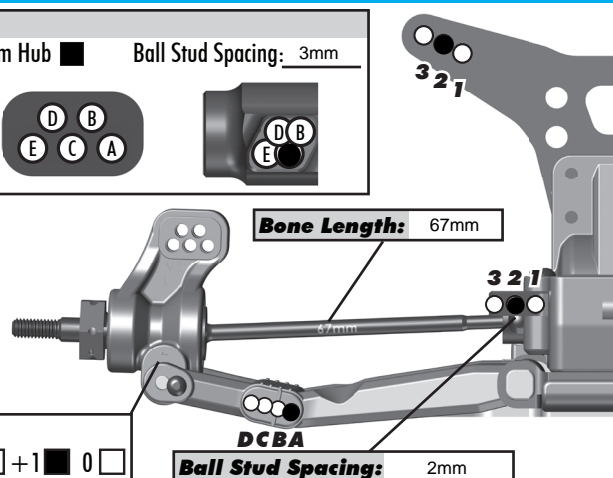
Aluminum  Brass

**D Mount Inserts:** 1°  0.5°

Aluminum  Brass

**Hub Insert:**

+3  +2  +1  0



## Electronics:

<b>Radio:</b> Sanwa M12rs	<b>Servo:</b> Reedy RT1408
<b>EPA: Throttle:</b> 100 %	<b>Brake:</b> 95 %
<b>ESC:</b> Reedy BlackBox 510R	
<b>ESC Settings:</b> See Sheet	
<b>Motor:</b> Reedy S+ (Rudy Rosales Motor Works Tuned)	
<b>Wind:</b> 17.5	<b>Timing:</b> 40°
<b>Pinion:</b> 27	<b>Spur:</b> 72
<b>Battery:</b> Reedy Zappers SG 4000 HV Pack	
<b>Battery Position:</b> Forward Tapped in	

## Drivetrains:

**Transmission:**

**3 Gear:**  **Laydown:**

**4 Gear:**  **Layback:**

**Differential:** **Ball Diff:**

**Height:** 1 **Gear Diff:**

**Notes:**


## Slipper Clutch:

**Type:** AE

**# of Pads:** LCF pads and Vented Plates

## Shocks:

	Front	Rear
<b>Piston:</b>	2x1.6 Machined	2x1.7 Machined
<b>Fluid:</b>	32/5 AE	30 AE
<b>Spring:</b>	AE Blue (V1)	RP Green
<b>Limiters:</b>	1	0
<b>Stroke:</b>	21.0	29.0
<b>Eyelet Length:</b>	Long	Short
<b>Cup Offset:</b>	5	5
<b>Notes:</b>	One Outer Limiter on rear shaft, Short bodies	



## Track Info:

**Size:** Small  Medium  Large  Extra Large

**Surface:** Dirt  Carpet  Astroturf  Multi Surface

**Traction:** Low  Medium  High  Very High

**Moisture:** Dry  Damp  Wet

**Condition:** Indoor  Outdoor  Dusty  Hard Packed   
Bumpy  Grooved  Smooth  Loamy

**Temperature:** Ambient: \_\_\_\_\_ Track: \_\_\_\_\_

**Notes:**

## Tires:

**Front Tires:** Dirt Webs

**Front Compound:** Gold

**Front Insert:** Dirt Tech

**Rear Tires:** Dirt Webs

**Rear Compound:** Gold

**Rear Insert:** Dirt Tech (V Cut in middle)

**Wheel (F/R):** JC Mono 12mm Hex

**Notes:**

## Body, Wing, Weight:

**Body:** F2

**Wing:** JC Aero Long Cord

**Wing Angle:** 0°  3°  6°

**Servo Weights:** None  Aluminum  Steel  Other

**Electronic Weights:** None  Aluminum  Steel  Other

**Total Vehicle Weight:**

## Vehicle Comments:

**Notes:** RCSpeedSecrets Screws and Bearings, MOD Dog Bones