

Front Suspension:

Reset Forms

Ride Height:	20 mm
Camber:	-1
Toe:	0 (Tierod Gap = 27.2 mm)
Arm Type:	#91673 Gullwing, Standard
Tower Type:	#91768 Gullwing
Caster Block Insert:	5°
Steering Block:	4
Bulkhead Type:	#91656 Plastic
Kick-Up Angle:	25°
Wheel Hex:	#91682 Aluminum
Notes:	#1366 FT Aluminum Servo Horn, 25T #91667 Plastic Steering Rack #91668 Aluminum Steering Bellcranks

Anti Roll Bar:

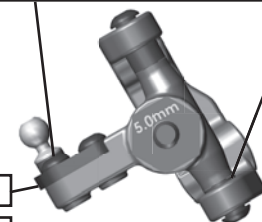
White (0.8mm)

Gray (0.9mm)

Blue (1.0mm)

Other: _____

Bump Steer Spacing: 1 mm



Axle Height:

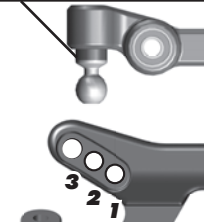
+3

+2

+1

0

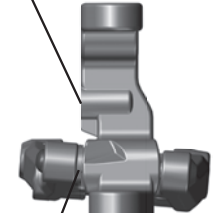
Ball Stud Spacing: 1 mm



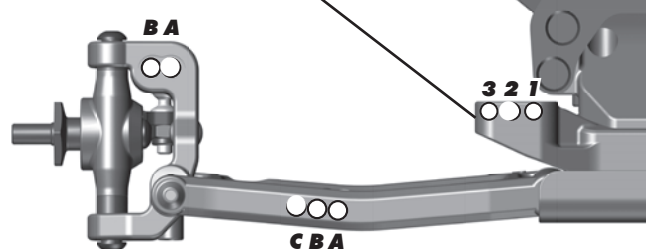
Steering Plate: #91680 +1

Steering Stop Spacing: 0 mm

Caster Block Spacing: 1 mm



Ball Stud Spacing: 1 mm



Rear Suspension:

Ride Height:	20 mm
Camber:	-1°
Tower Type:	#91769 Standard
Wheel Hex:	#91610 FT 7 mm
CVA Bone Length:	#91434 67 mm
CVA Pin Location:	Towards Hex
Hub Spacing:	Forward <input type="checkbox"/> Middle <input type="checkbox"/> Back <input type="checkbox"/>
Shock Mounting Position:	Front of Arm <input type="checkbox"/> Rear of Arm <input type="checkbox"/>
Notes:	

Anti Roll Bar:

White (1.2mm)



Gray (1.3mm)

Blue (1.4mm)

Other: _____

Rear Hub Link Setting:

Plastic Hub Aluminum Hub Ball Stud Spacing: 3 mm

Up  Down 

C Mount Inserts: 1° 0.5°

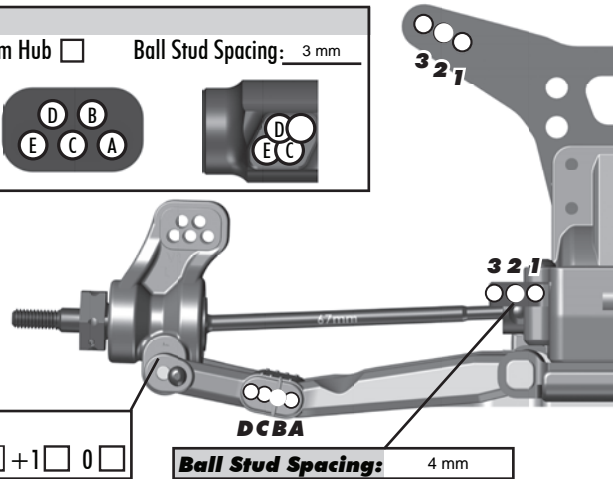
Aluminum Brass

D Mount Inserts: 1° 0.5°

Aluminum Brass

Hub Insert:

+3 +2 +1 0



Ball Stud Spacing: 4 mm

Electronics:

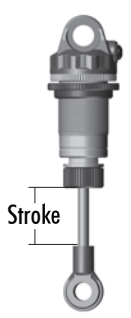
Radio:	Sanwa M12S	Servo:	#27109 Reedy RT1408
EPA: Throttle:	100 %	Brake:	95 %
ESC:	#27004 Reedy Blackbox 510R		
ESC Settings:	See Standard Setup Sheet		
Motor:	Reedy M3 (#273 12.3mm Mod Rotor)		
Wind:	7.5	Timing:	20°
Pinion:	22	Spur:	78
Battery:	#27037 Reedy Zappers 5800 mAh 70C		
Battery Position:	3B		

Drivetrains:

Transmission:	Laydown: <input type="checkbox"/>
3 Gear: <input type="checkbox"/>	Layback: <input type="checkbox"/>
4 Gear: <input type="checkbox"/>	Stand Up: <input type="checkbox"/>
Differential:	Ball Diff: <input type="checkbox"/>
Height: 2	Gear Diff: <input type="checkbox"/>
Notes:	
Slipper Clutch:	
Type:	Team Associated
# of Pads:	2 x #91197 LCF

Shocks:

	Front	Rear
Piston:	1x1.6+1x1.7 Flat Machined	2 x 1.7 Flat Machined
Fluid:	32 wt	27.5 wt
Spring:	#91328 V1 White	#91336 V1 Green
Limiters:	1 mm	0
Stroke:	22 mm	28.3 mm
Eyelet Length:	Long	Long
Cup Offset:	5 mm	5 mm
Notes:	#91494 Machined Shock Spacers V2	



Track Info:

Size:	Small <input type="checkbox"/> Medium <input type="checkbox"/> Large <input type="checkbox"/> Extra Large <input type="checkbox"/>
Surface:	Dirt <input type="checkbox"/> Carpet <input type="checkbox"/> Astroturf <input type="checkbox"/> Multi Surface <input type="checkbox"/>
Traction:	Low <input type="checkbox"/> Medium <input type="checkbox"/> High <input type="checkbox"/> Very High <input type="checkbox"/>
Moisture:	Dry <input type="checkbox"/> Damp <input type="checkbox"/> Wet <input type="checkbox"/>
Condition:	Indoor <input type="checkbox"/> Outdoor <input type="checkbox"/> Dusty <input type="checkbox"/> Hard Packed <input type="checkbox"/> Bumpy <input type="checkbox"/> Grooved <input type="checkbox"/> Smooth <input type="checkbox"/> Loamy <input type="checkbox"/>
Temperature:	Ambient: 60F Track: 60F
Notes:	

Tires:

Front Tires:	Pro-Line Electron
Front Compound:	M4
Front Insert:	Stock
Rear Tires:	Pro-Line Positron
Rear Compound:	M4
Rear Insert:	Stock
Wheel (F/R):	Pro-Line
Notes:	

Body, Wing, Weight:

Body:	Pro-Line Elite Lightweight
Wing:	PL Lower Front Wing / #91741 B6 Wing
Wing Angle:	0° <input type="checkbox"/> 3° <input type="checkbox"/> 6° <input type="checkbox"/>
Servo Weights:	None <input type="checkbox"/> Aluminum <input type="checkbox"/> Steel <input type="checkbox"/> Other <input type="checkbox"/>
Electronic Weights:	#91754 FT Graphite ESC Plate
Electronic Weights:	None <input type="checkbox"/> Aluminum <input type="checkbox"/> Steel <input type="checkbox"/> Other <input type="checkbox"/>
Total Vehicle Weight:	1600g

Vehicle Comments:

Notes: #91652 Side Rails, Standard; #91697 & 91620 Chrome Shock Shafts; #91576 & 91577 Fox Shock Bodies; #91744 FT Brass Under Battery Weight (43G)