

## Front Suspension:

Reset Forms

<b>Ride Height:</b>	20 mm
<b>Camber:</b>	-1 (Tierod Gap = 23.0 mm)
<b>Toe:</b>	0 (Tierod Gap = 27.2 mm)
<b>Arm Type:</b>	#91673 Gullwing, Standard
<b>Tower Type:</b>	#91768 Gullwing
<b>Caster Block Insert:</b>	5°
<b>Steering Block:</b>	4 mm
<b>Bulkhead Type:</b>	#91656 Plastic
<b>Kick-Up Angle:</b>	25°
<b>Wheel Hex:</b>	#91682 Aluminum
<b>Notes:</b>	#1366 FT Aluminum Servo Horn, 25T #91667 Plastic Steering Rack #91668 Aluminum Steering Bellcranks

**Anti Roll Bar:**

None

White (0.8mm)

Gray (0.9mm)

Blue (1.0mm)

Other:

**Bump Steer Spacing:** 1 mm

**Axle Height:**

+3

+2

+1

0

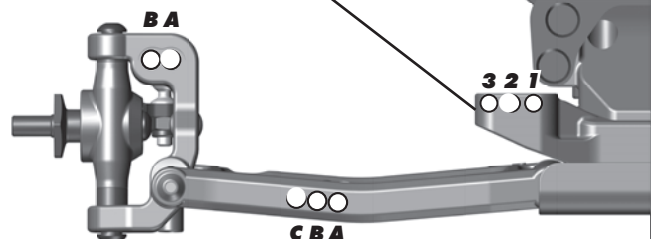

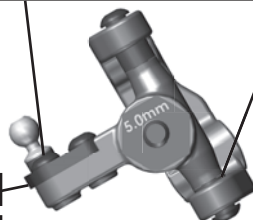
**Ball Stud Spacing:** 1 mm

**Steering Plate:** #91680 +1

**Steering Stop Spacing:** 0

**Ball Stud Spacing:** 1.5 mm

**Caster Block Spacing:** 1 mm



## Rear Suspension:

<b>Ride Height:</b>	20 mm
<b>Camber:</b>	-1
<b>Wheel Hex:</b>	#71034 Clamping Hex, 6.0 mm
<b>Hub Spacing:</b>	Forward <input type="checkbox"/> Middle <input type="checkbox"/> Back <input type="checkbox"/>
<b>Shock Mounting Position:</b>	Front of Arm <input type="checkbox"/> Rear of Arm <input type="checkbox"/>
<b>Notes:</b>	#91760 FT Aluminum Hubs (Front Row Inside + 3 mm) #91434 67 mm CVA Bone CVA Axle Pin Position Closer To Outer Hinge Pin

**Anti Roll Bar:**

None

White (1.2mm)

Gray (1.3mm)

Blue (1.4mm)

Other:

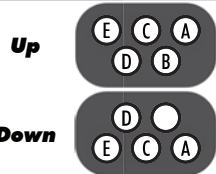
**C Mount Inserts:** 1°  0.5°

Aluminum  Brass

**D Mount Inserts:** 1°  0.5°

Aluminum  Brass

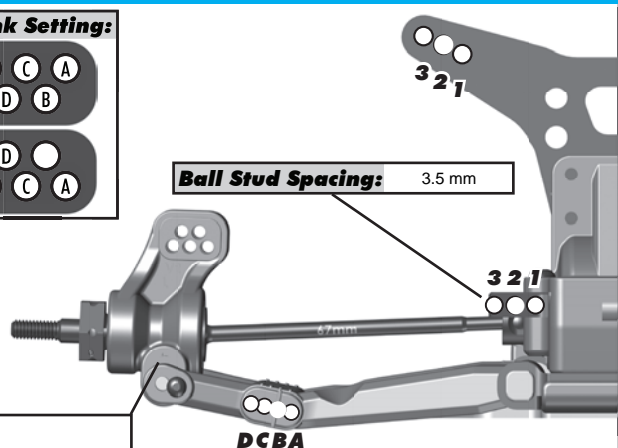
### Rear Hub Link Setting:



**Ball Stud Spacing:** 3.5 mm

**Hub Insert:**

+3  +2  +1  0



## Electronics:

<b>Radio:</b>	Sanwa M12S	<b>Servo:</b>	#27109 Reedy RT1408
<b>EPA: Throttle:</b>	100 %	<b>Brake:</b>	100 %
<b>ESC:</b>	#27004 Reedy Blackbox 510R		
<b>ESC Settings:</b>	See Setup Sheet		
<b>Motor:</b>	Reedy M3 (#273 Rotor)		
<b>Wind:</b>	7.5	<b>Timing:</b>	20°
<b>Pinion:</b>	21	<b>Spur:</b>	78
<b>Battery:</b>	#27323 Reedy Zappers SG 5800 mAh 80C + Weight (See Notes)		
<b>Battery Position:</b>	5F		

## Drivetrains:

<b>Transmission:</b>	<b>Laydown:</b> <input type="checkbox"/>
<b>3 Gear:</b> <input type="checkbox"/>	<b>Layback:</b> <input type="checkbox"/>
<b>4 Gear:</b> <input type="checkbox"/>	<b>Stand Up:</b> <input type="checkbox"/>
<b>Differential:</b>	<b>Ball Diff:</b> <input type="checkbox"/>
<b>Height:</b> 2	<b>Gear Diff:</b> <input type="checkbox"/>
<b>Notes:</b>	#6584 FT Ceramic Diff Balls; Tight

## Slipper Clutch:

**Type:** #91803 & #91804 B6.1 Slipper Hubs

**# of Pads:** #91197 LCF

## Shocks:

	Front	Rear
<b>Piston:</b>	1 x 1.6 + 1 x 1.7 Flat Machined	2 x 1.7 Flat Machined
<b>Fluid:</b>	32.5 wt	30 wt
<b>Spring:</b>	Gray	Green
<b>Limiters:</b>	1 Internal / 1 External	0
<b>Stroke:</b>	23.0	28.0
<b>Eyelet Length:</b>	Short	Long
<b>Cup Offset:</b>	5 mm	5 mm
<b>Notes:</b>	#91494 Machined Shock Spacers	



## Track Info:

<b>Size:</b>	Small <input type="checkbox"/> Medium <input type="checkbox"/> Large <input type="checkbox"/> Extra Large <input type="checkbox"/>
<b>Surface:</b>	Dirt <input type="checkbox"/> Carpet <input type="checkbox"/> Astroturf <input type="checkbox"/> Multi Surface <input type="checkbox"/>
<b>Traction:</b>	Low <input type="checkbox"/> Medium <input type="checkbox"/> High <input type="checkbox"/> Very High <input type="checkbox"/>
<b>Moisture:</b>	Dry <input type="checkbox"/> Damp <input type="checkbox"/> Wet <input type="checkbox"/>
<b>Condition:</b>	Indoor <input type="checkbox"/> Outdoor <input type="checkbox"/> Dusty <input type="checkbox"/> Hard Packed <input type="checkbox"/> Bumpy <input type="checkbox"/> Grooved <input type="checkbox"/> Smooth <input type="checkbox"/> Loamy <input type="checkbox"/>
<b>Temperature:</b> Ambient: 75F      Track: 75F	
<b>Notes:</b>	

## Tires:

<b>Front Tires:</b>	JConcepts Octogons
<b>Front Compound:</b>	Gold
<b>Front Insert:</b>	JConcepts 4wd Front Dirt Tech
<b>Rear Tires:</b>	JConcepts Octogons
<b>Rear Compound:</b>	Gold
<b>Rear Insert:</b>	JConcepts Dirt Tech Full
<b>Wheel (F/R):</b>	Team Associated
<b>Notes:</b>	

## Body, Wing, Weight:

<b>Body:</b>	JConcepts S2 Lightweight
<b>Wing:</b>	#91741 Team Associated Kit (Against Tower)
<b>Wing Angle:</b>	0° <input type="checkbox"/> 3° <input type="checkbox"/> 6° <input type="checkbox"/>
<b>Servo Weights:</b>	FT Graphite
None <input type="checkbox"/> Aluminum <input type="checkbox"/> Steel <input type="checkbox"/> Other <input type="checkbox"/>	
<b>Electronic Weights:</b>	#91754 FT Graphite
None <input type="checkbox"/> Aluminum <input type="checkbox"/> Steel <input type="checkbox"/> Other <input type="checkbox"/>	
<b>Total Vehicle Weight:</b>	1558g

## Vehicle Comments:

**Notes:** #91755 Ti Screw Kit (only used above chassis); #91652 Side Rails, Standard; #91696 & 91620 Chrome Shock Shafts; #91576 & 91578 Fox Shock Bodies; #91744 FT Brass Under Battery Weight 43g