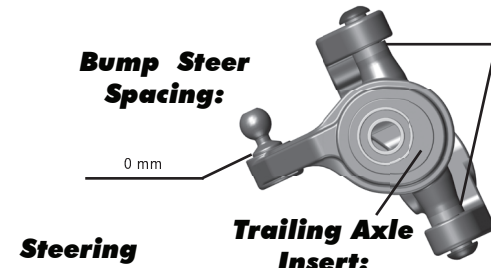


Front Suspensions:

Camber: -1
Total Toe: 0
Ride Height: 24 mm
Arm Type: #91398 Flat, Standard
Tower Type: #91374 Flat, Hard
Caster Block Insert: 5
Kick-Up Angle: 25

Notes: #91363 Factory Team Top Plate, Hard
#91401 Factory Team Caster Block, Hard
#91373 Plastic Front Hinge Pin Brace

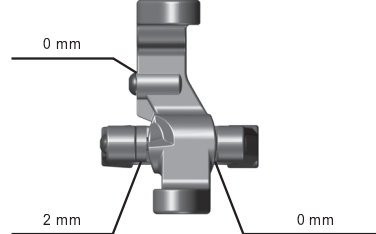


Axle Height:
Up
Middle
Down




Steering Stop Spacing:
0 mm 2 mm 3 mm 4 mm

Ball Stud Spacing: 1.5 mm



Caster Block Spacing:



Rear Suspension:

Camber: -1
Ride Height: 24 mm
Hub Spacing: Forward Middle Back

Notes: #91412 Factory Team Rear Arms, Standard
#91548 Factory Team 0° Aluminum Hubs (Back Row Inside + 3 mm)
#91520 Factory Team Aluminum Camber Link Mount (Low + 3 mm)
#91522 & 91524 Factory Team Aluminum "C" and "D" plate

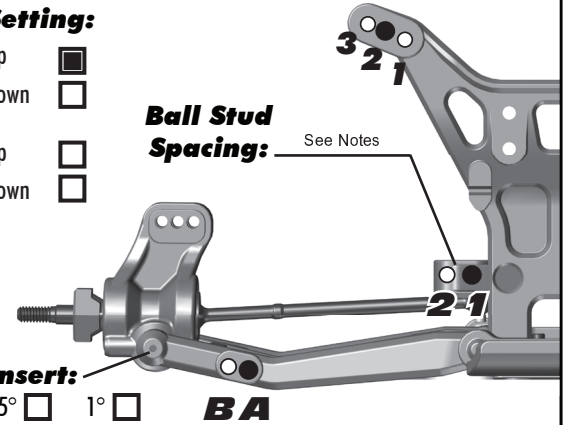
Anti Roll Bar:
None
Black (1.2mm)
Silver (1.3mm)
Gold (1.4mm)

Rear Hub Link Setting:
A Up Down
B Up Down



Arm Mount:
Inboard Toe: 2.5
Anti-Squat: 2

Hub Insert: 0° 0.5° 1° **BA**



Electronics:

Radio: Airtronics M12 **Servo:** XP 1015
EPA: Throttle: 100 % **Brake:** 81 %
ESC: Reedy Blackbox
ESC Settings:
Motor: Reedy Sonic Mach2
Wind: 8.0 **Timing:** 18°
Pinion: 22 **Spur:** 81
Battery: Reedy Wolf Pack Shorty #738
Battery Position: 1 Thin Rear / 1 Thick + 1 Thin Front

Drivetrain:

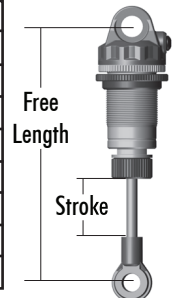
Differential:
Ball:
Setting: Standard To Tight
Gear:
Oil:

Slipper Clutch:

Type: Associated
of Pads: 2
Notes:

Shocks:

	Front	Rear
Piston:	3 x 1.4 Flat	3 x 1.4 Flat
Oil:	32.5 wt	30 wt
Spring:	Gray	Gray
Limiters:	2	1
Cup Offset:	5 mm	5 mm
Stroke:	20.0 mm	26.5 mm
Free Length:	N/A	N/A
Notes:	#91493 Factory Team Low Friction X-Rings	



Track Info:

Size: Small Medium Large Extra Large
Surfaces: Dirt Carpet Astroturf Multi Surface
Traction: Low Medium High Very High
Moisture: Dry Damp Wet
Condition: Indoor Outdoor Dusty Hard Packed
Bumpy Grooved Smooth Loamy

Temperature: Ambient: 90 **Track:** 95
Notes:

Tires:

Tires (F/R): Pro-Line Transistor VTR / Pro-Line Suburbs VTR
Compound (F/R): X2 / X2
Insert (F/R): Pro-Line Closed Cell VTR / Pro-Line Closed Cell VTR
Wheel (F/R): Pro-Line VTR / Pro-Line VTR
Notes:

Body & Wing:

Body: Associated B5M
Wing: JConcepts High Clearance 6.5°
Wing Angle: 0° 3° 6°
Notes: Wing lip cut to one line

Race Results:

Qualify: 4th **Main:** A
Finish: 5th **TQ:**
Best Lap Time: 18.3

Vehicle Comments:

#91551 Factory Team Bearing Set; #91545 Factory Team Graphite Battery Strap; #91446 & 91447 Factory Team Shock Bushings; #91547 Factory Team Milled Motor Plate; #91544 Factory Team Blue Aluminum Screw Kit; Slits cut in motor guard
Test thicker oil when temps are around 90° **Total Vehicle Weight:** 1556g