

SET-UP SHEET

XRAY X1

RACE	Xray X Race
TRACK	Indoor Racing Chilelli

NAME	Francesco Martini
CITY / COUNTRY	Castelnuovo Scrivia, Italy
CONTACT	Chilelli

DATE	20/01/2015
------	------------

QUALIFYING POSITION	BEST LAPTIME /sec	FINAL POSITION	RACE LENGTH /min

TRACK			
TRACK SURFACE	<input type="checkbox"/> CARPET	<input checked="" type="checkbox"/> ASPHALT	
TRACK LAYOUT	<input type="checkbox"/> TECHNICAL	<input checked="" type="checkbox"/> MIXED	<input type="checkbox"/> FAST
TRACTION	<input type="checkbox"/> LOW	<input type="checkbox"/> MEDIUM	<input checked="" type="checkbox"/> HIGH

CENTER SHOCK ABSORBER		
SPRING	OIL /cSt	REBOUND /%
STD	600	25%
PISTON		
<input type="checkbox"/> 2 HOLES	<input checked="" type="checkbox"/> 3 HOLES	
HOLES DIAMETER /ø		
<input type="checkbox"/> 1.1mm	<input checked="" type="checkbox"/> 1.2mm	<input type="checkbox"/> 1.3mm

SIDE SHOCK	
OIL /cSt	800/1000

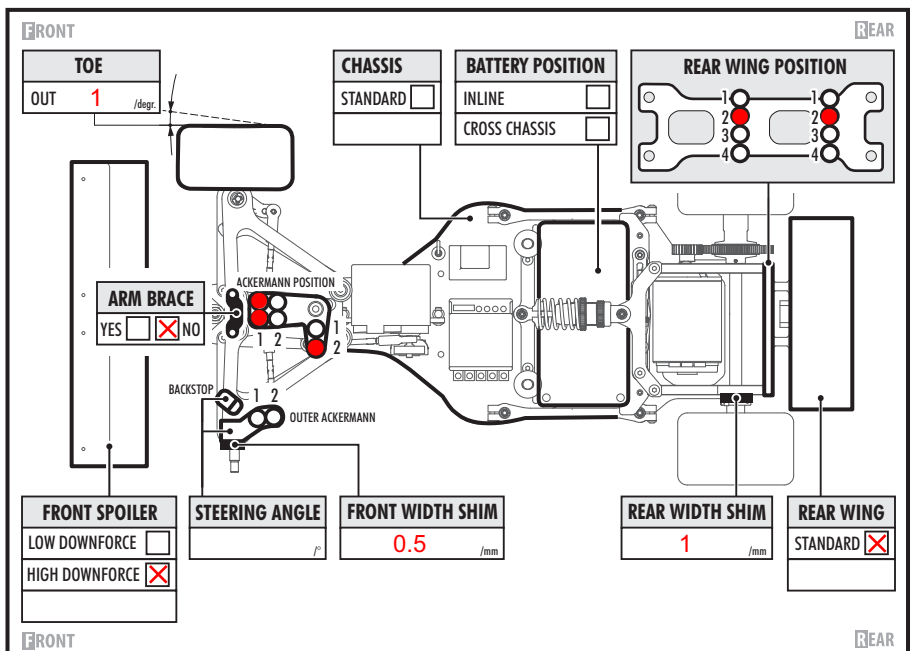
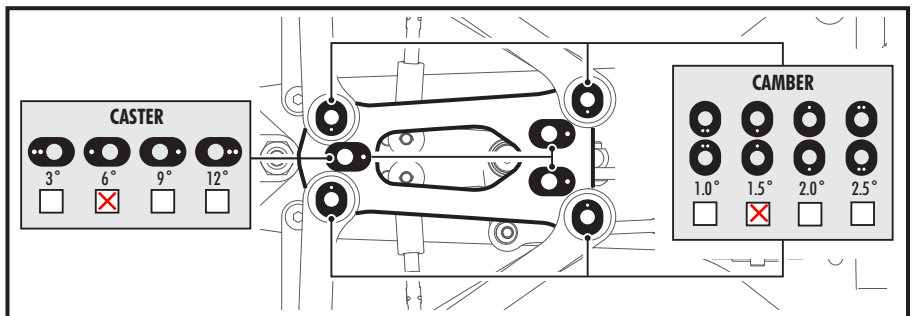
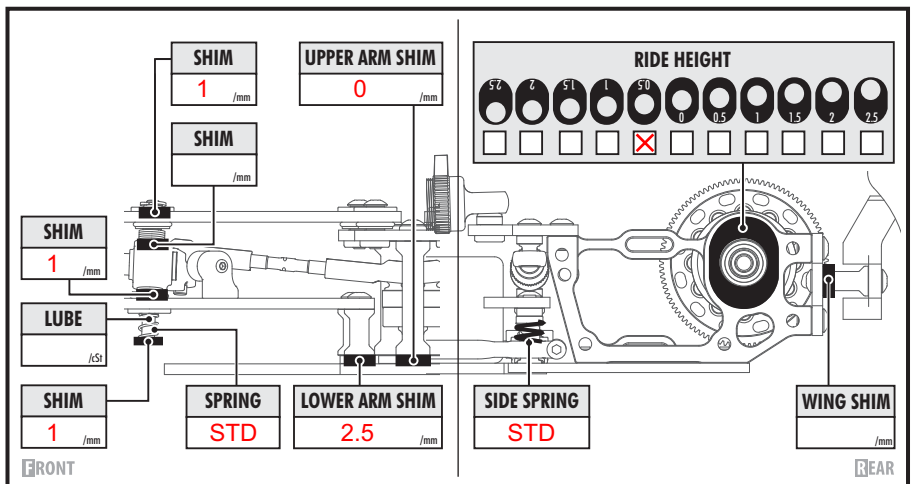
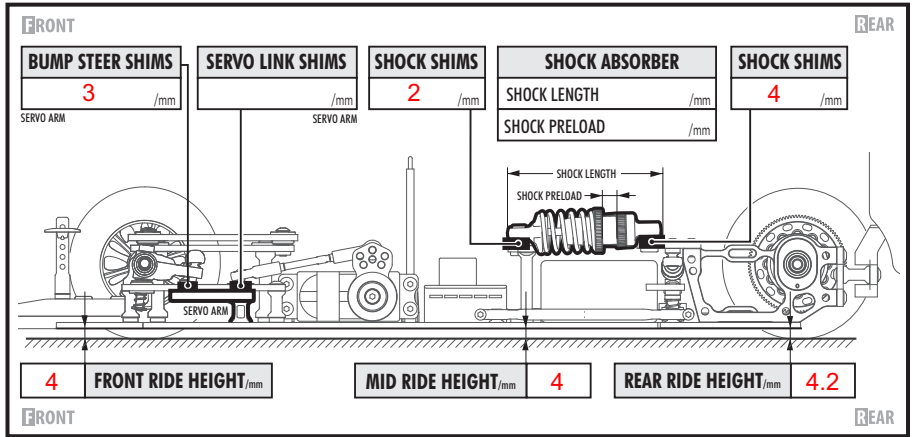
FRONT	TIRES	REAR
	TIRES	
	ADDITIVE	
	ADDITIVE TIMING	
FRONT LEFT	FRONT RIGHT	REAR LEFT
	ADDITIVE TREATED AREA	

DIFF SETTING			
<input type="checkbox"/>	<input type="checkbox"/>	<input type="checkbox"/>	<input checked="" type="checkbox"/>
LOOSE		MEDIUM	TIGHT

GEARING		
PINION /T	SPUR GEAR /T	FINAL DRIVE RATIO
34	96	

ELECTRONICS	
MOTOR	EZ Power 21.5 Kicker
SPEEDO	Ez Power
BATTERIES	Ez Power 46000

BODY	



COMMENTS La X1 va molto bene anche col Set Up di scatola, questo vuole essere un'alternativa pi? aggressiva. Consiglio di provare molle pi? morbide sull'avantreno e pi? dure lateralmente.