

SET-UP SHEET

XRAY T4/T4

| | | | |
|----------------|--|--|--|
| RACE | | | |
| TRACK | | | |
| NAME | | | |
| CITY / COUNTRY | | | |
| CONTACT | | | |

| | | | |
|------|------------------------|-----|-------|
| DATE | TEMPERATURE / °F or °C | AIR | TRACK |
|------|------------------------|-----|-------|

| | | | |
|---------------------|--------------------|----------------|----------------------|
| QUALIFYING POSITION | BEST LAP TIME /sec | FINAL POSITION | RACE LENGTH /minutes |
|---------------------|--------------------|----------------|----------------------|

| | | |
|------------------------------------|---------------------------------|----------------------------------|
| TRACK CONDITION | <input type="checkbox"/> CARPET | <input type="checkbox"/> ASPHALT |
| <input type="checkbox"/> TECHNICAL | <input type="checkbox"/> MIXED | <input type="checkbox"/> FAST |

| | | | |
|----------|------------------------------|---------------------------------|-------------------------------|
| TRACTION | <input type="checkbox"/> LOW | <input type="checkbox"/> MEDIUM | <input type="checkbox"/> HIGH |
|----------|------------------------------|---------------------------------|-------------------------------|

| FRONT | REAR |
|--------------|------|
| TRANSMISSION | |

| | |
|---|--|
| SOLID AXLE <input type="checkbox"/> YES | BALL DIFFERENTIAL <input type="checkbox"/> YES |
|---|--|

| | |
|--|--|
| SOLID ONE WAY DIFF. <input type="checkbox"/> YES | |
|--|--|

| | |
|---|--|
| ONE WAY DIFFERENTIAL <input type="checkbox"/> YES | |
|---|--|

| | |
|--|--|
| GEAR DIFFERENTIAL <input type="checkbox"/> YES | GEAR DIFFERENTIAL <input type="checkbox"/> YES |
|--|--|

| | |
|-----|----------|
| OIL | OIL /Cst |
|-----|----------|

| | |
|------------|---------------|
| PINION / T | SPUR GEAR / T |
|------------|---------------|

| | |
|-------------------|---------|
| FINAL DRIVE RATIO | ROLLOUT |
|-------------------|---------|

| FRONT | REAR |
|-------|------|
|-------|------|

| | XRAY SPRINGS | |
|--|--------------|--|
| | OIL / CST | |
| | LENGTH /mm | |
| | PRELOAD /mm | |
| | REBOUND % | |

| | | |
|--|-----------------|--|
| <input type="checkbox"/> YES <input type="checkbox"/> NO | FOAM INSERTS | <input type="checkbox"/> YES <input type="checkbox"/> NO |
| <input type="checkbox"/> YES <input type="checkbox"/> NO | O-RING ON SHAFT | <input type="checkbox"/> YES <input type="checkbox"/> NO |

| <input type="checkbox"/> 3 HOLES | PISTONS | <input type="checkbox"/> 3 HOLES |
|----------------------------------|---------|----------------------------------|
| <input type="checkbox"/> 4 HOLES | 1.0mm | <input type="checkbox"/> 4 HOLES |
| | 1.1mm | |
| | 1.2mm | |
| | OTHERS | |

| THICKNESS/mm | ANTI-ROLL BAR | THICKNESS/mm |
|--------------|---------------|--------------|
|--------------|---------------|--------------|

| TIRES |
|-----------------|
| INSERTS |
| ADDITIVE |
| ADDITIVE TIMING |

| | | | |
|--------------|-------------|-----------|------------|
| FRONT LEFT | FRONT RIGHT | REAR LEFT | REAR RIGHT |
| | | | |
| TREATED AREA | | | |

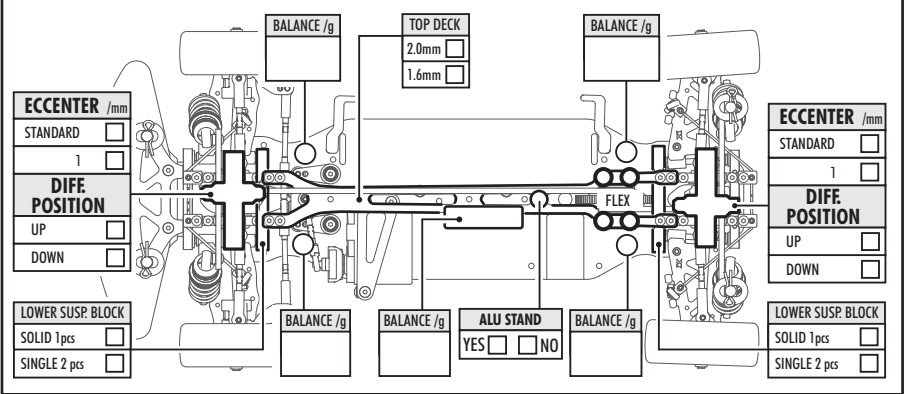
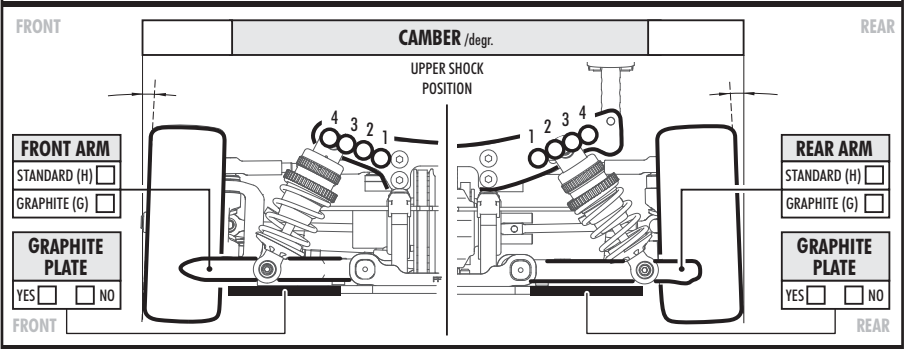
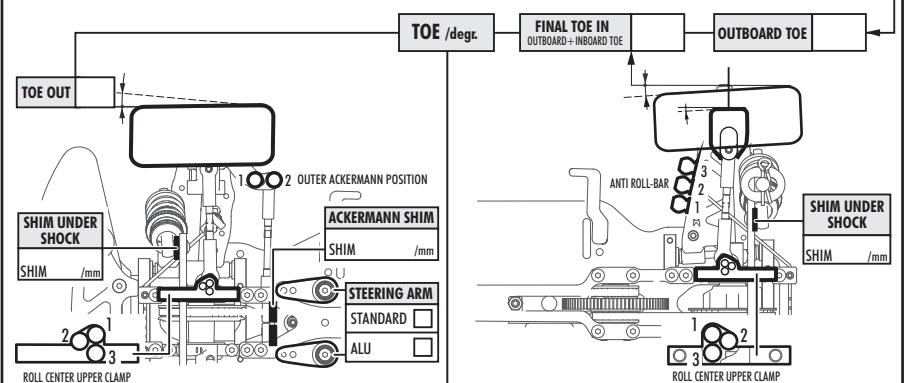
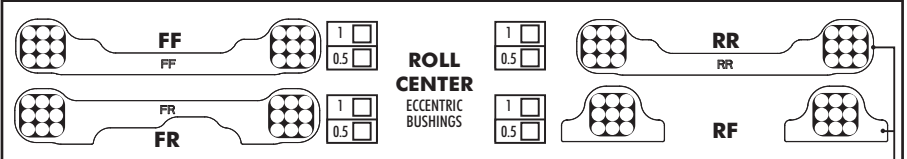
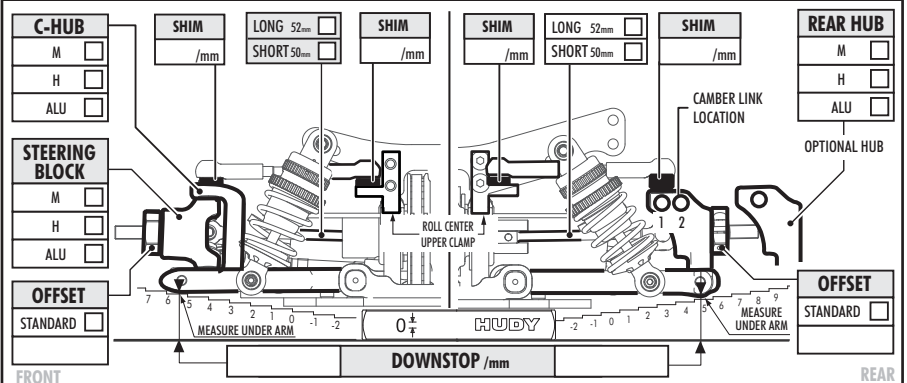
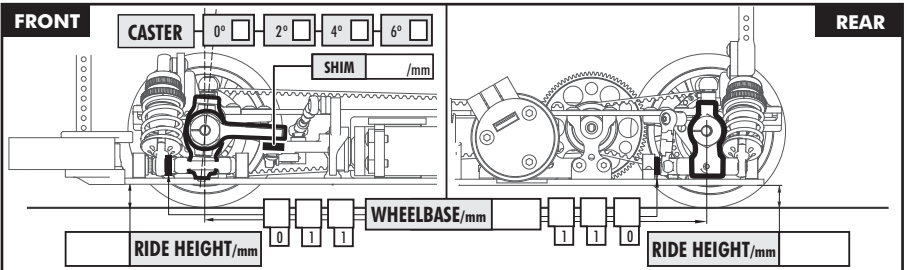
| WHEELS | | |
|--|----------|--|
| S <input type="checkbox"/> M <input type="checkbox"/> H <input type="checkbox"/> | HARDNESS | S <input type="checkbox"/> M <input type="checkbox"/> H <input type="checkbox"/> |

| | |
|-------|----------|
| MOTOR | TIMING |
| ROTOR | ARMATURE |

| | |
|-----|-----------|
| ESC | BATTERIES |
|-----|-----------|

| | |
|------|------|
| BODY | WING |
|------|------|

- APPLIED S-SOFT M-MEDIUM H-HARD



COMMENTS