


SET-UP SHEET

XRAY X12'18 US & EU





| | | | |
|---------------------|------|-------------------|------|
| RACE | | | |
| TRACK | | | |
| NAME | | DATE | |
| TEMPERATURE AIR | | TEMPERATURE TRACK | |
| RACE LENGTH | /min | BEST LAP TIME | /sec |
| QUALIFYING POSITION | | FINAL POSITION | |

| TRACK | |
|---------------|---|
| TRACK SURFACE | <input type="checkbox"/> CARPET <input type="checkbox"/> ASPHALT |
| TRACK LAYOUT | <input type="checkbox"/> TECHNICAL <input type="checkbox"/> MIXED <input type="checkbox"/> FAST |
| TRACTION | <input type="checkbox"/> LOW <input type="checkbox"/> MEDIUM <input type="checkbox"/> HIGH |

| CENTER SHOCK ABSORBER | |
|--|--|
|  | |
| CENTER SHOCK OIL | /cSt |
| CENTER SHOCK REBOUND | % |
| CENTER SHOCK SPRING | |
| <input type="checkbox"/> SILVER C=1.5 | <input type="checkbox"/> GOLD C=1.8 |
| <input type="checkbox"/> BLACK C=2.1 | <input type="checkbox"/> BLACK C=1.4-1.9 |
| <input type="checkbox"/> BLACK C=2.0-2.5 | |

| SIDE DAMPING | |
|-------------------------------------|----------|
| <input type="checkbox"/> SIDE TUBE | OIL /cSt |
| <input type="checkbox"/> SIDE SHOCK | OIL /cSt |

| FRONT | TIRES | REAR |
|-------|-----------------|------|
| | TIRES TYPE | |
| | DIAMETER /mm | |
| | ADDITIVE | |
| | ADDITIVE TIMING | |

| FRONT LEFT | FRONT RIGHT | REAR LEFT | REAR RIGHT |
|--|---|---|---|
|  |  |  |  |
| ADDITIVE TREATED AREA | | | |

| TRANSMISSION | |
|--------------------------------|--|
| DIFF SETTING | |
| <input type="checkbox"/> LOOSE | <input type="checkbox"/> MEDIUM <input type="checkbox"/> TIGHT |

| GEARING | |
|-------------------|-------------|
| PINION / T | SPUR GEAR/T |
| FINAL DRIVE RATIO | ROLLOUT |

| ELECTRONICS | |
|-------------|--|
| MOTOR | |
| SPEEDO | |
| BATTERIES | |

| BODY | |
|------|--|
| TYPE | |

| | |
|--------------------|--|
| LINKAGE POSITION | |
| WHEELBASE POSITION | |
| WIDTH SHIM | |

