

WILDFIRE 006

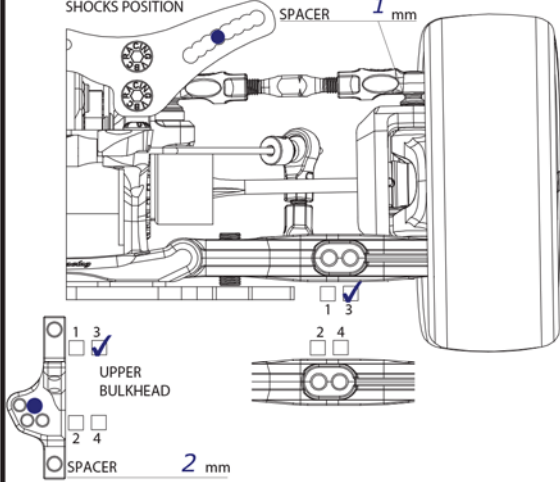
1/10 4WD ELECTRIC COMPETITION TOURING CAR KIT

SETUP SHEET



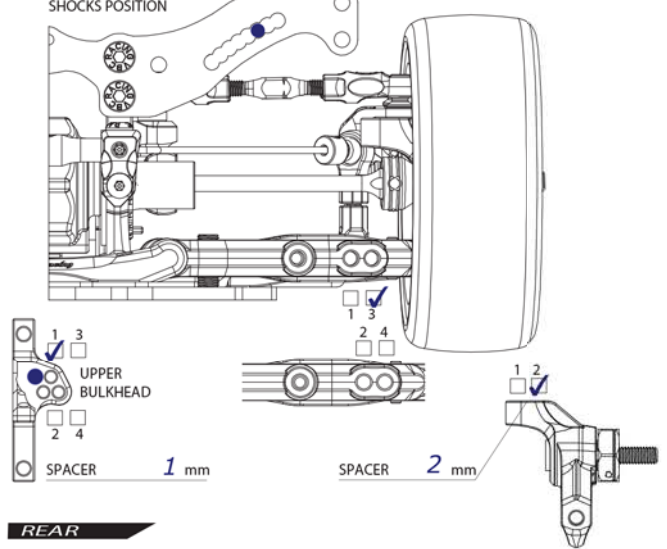
1 2 3 4 5 6 7 8

 SHOCKS POSITION



1 2 3 4 5 6 7 8

 SHOCKS POSITION

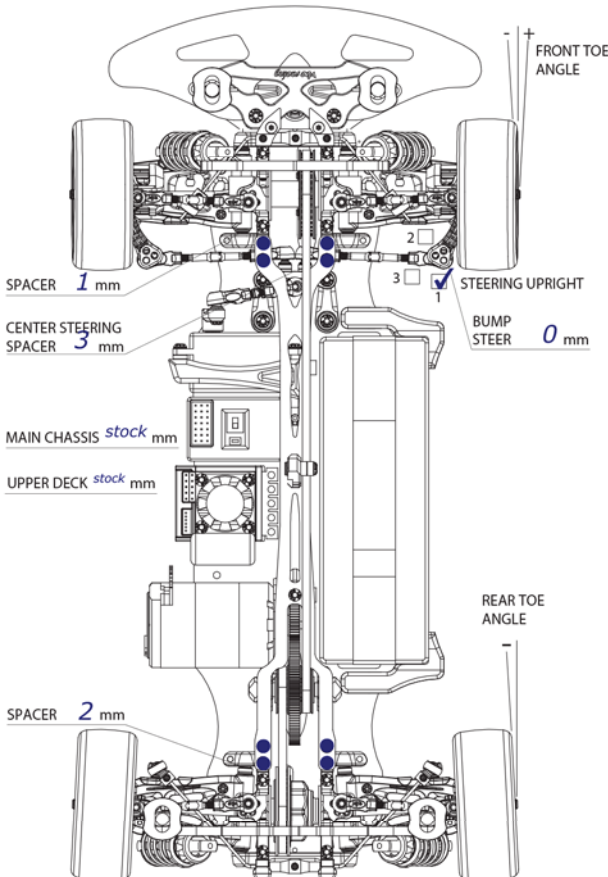


FRONT

GROUND CLEARANCE	<u>5.25 mm</u>		DROOP	<u>5</u>
CAMBER ANGLE	<u>2°</u>	TOE ANGLE	<u>-1°</u>	
CASTER BLOCK	<u>4°</u>	FRONT DRIVE DIFF (OIL)	/ <u>DIP</u> CT	
STABILIZER	1.2 <input checked="" type="checkbox"/>	1.4 <input type="checkbox"/>	WHEEL SPACER	<u>0 mm</u>
SUSPENSION SHIM (FF)	<u>.5 mm</u>		SUSPENSION SHIM (FR)	<u>1 mm</u>
SUSPENSION MOUNT (FF)	<u>Stock</u>		SUSPENSION MOUNT (FR)	<u>Stock</u>
WHEELBASE	FRONT <u>3</u>	REAR <u>1</u>	BELT TENSION	<u>Center</u>
AXLE TYPE / SIZE	TWO PIECE JOINT / SINGLE JOINT (STEEL/ALUM)		<u>50.5 mm</u>	

REAR

GROUND CLEARANCE	<u>5.5 mm</u>		DROOP	<u>2 under hub</u>
CAMBER ANGLE	<u>2°</u>	TOE ANGLE	<u>3°</u>	
REAR DRIVE DIFF (OIL)	<u>2000</u>	DRIVE CUP	ALUM/STEEL <input checked="" type="checkbox"/>	
STABILIZER	1.2 <input checked="" type="checkbox"/>	1.4 <input type="checkbox"/>	WHEEL SPACER	<u>0 mm</u>
SUSPENSION SHIM (RF)	<u>1 mm</u>		SUSPENSION SHIM (RR)	<u>1 mm</u>
SUSPENSION MOUNT (RF)	<u>-C10</u>		SUSPENSION MOUNT (RR)	<u>E20</u>
WHEELBASE	FRONT <u>2</u>	REAR <u>2</u>	BELT TENSION	<u>Center</u>
AXLE TYPE / SIZE	TWO PIECE JOINT / SINGLE JOINT (STEEL/ALUM)		<u>50.5 mm</u>	



FRONT

SHOCK LENGTH	<u>60</u> mm
PISTON	<input checked="" type="checkbox"/> 4 holes / OTHERS
OIL	<u>400 CST</u>
SPRING	<u>VBC Orange</u>
OIL SEALER CAP	S / MS / <input checked="" type="checkbox"/> / H
REBOUND	<u>0 %</u>
NOTES	<u>1.1mm hole drilled in cap</u>

REAR

SHOCK LENGTH	<u>60</u> mm
PISTON	<input checked="" type="checkbox"/> 4 holes / OTHERS
OIL	<u>400 CST</u>
SPRING	<u>VBC Red</u>
OIL SEALER CAP	S / MS / <input checked="" type="checkbox"/> / H
REBOUND	<u>0 %</u>
NOTES	<u>1.1mm hole drilled in cap</u>



MOTOR	<u>Team Powers 13.5</u>	SPUR	<u>100 T</u>	PINION	<u>43 T</u>	PITCH	<u>64</u>
TIRE	<u>Sorex 36R</u>	TIRE INSERT	<u>Speedworld SJR</u>	WHEEL	<u>Yokomo</u>		
TIRE ADDITIVE	<u>Tire Tweak</u>	TIME	<u>20 minutes (Let Dry)</u>	TIRE WARMER	<u>55 C</u>		
ESC	<u>HW V3.1</u>	ESC SETTING	<u>Blinky Max Punch</u>				
BATTERY	<u>Silverback 7300</u>	BODY	<u>Protoform LTRC LW</u>	REAR WING	<u>Cut low/Forward</u>		

REMARKS

Removed top motor mount support screw