

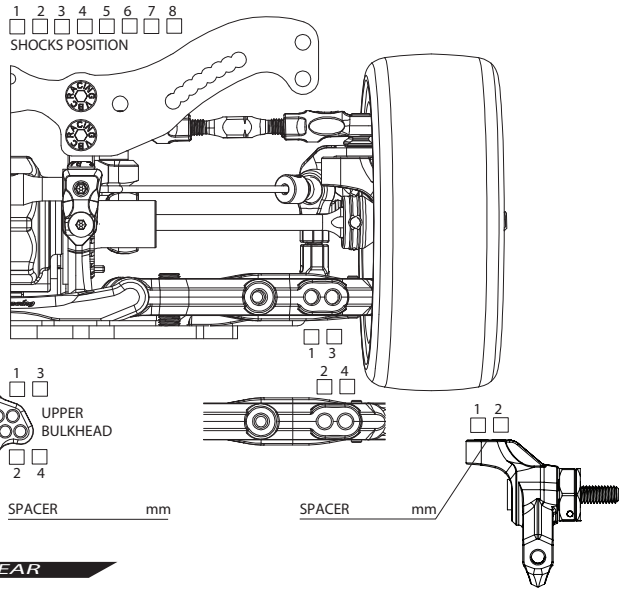
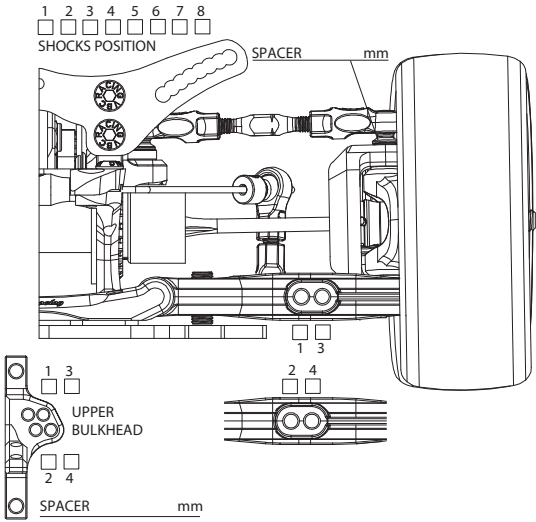
# WILDFIRE DO6

1/10 4WD ELECTRIC COMPETITION TOURING CAR KIT



## SETUP SHEET

DRIVER _____	DATE _____
TRACK NAME _____	RESULT _____
COMPOSITION _____	(INDOOR/OUTDOOR) BEST LAP _____
HUMIDITY _____	TRACK TEMP _____
GRIP HI MEDIUM LOW _____	SURFACE SMOOTH BUMPY _____



### FRONT

GROUND CLEARANCE mm DROOP \_\_\_\_\_

CAMBER ANGLE ° TOE ANGLE \_\_\_\_\_ °

CASTER BLOCK ° FRONT DRIVE DIFF (OIL ) / DIRECT \_\_\_\_\_

STABILIZER 1.2 1.3 1.4 WHEEL SPACER mm \_\_\_\_\_

SUSPENSION SHIM (FF) mm SUSPENSION SHIM (FR) mm \_\_\_\_\_

SUSPENSION MOUNT (FF) \_\_\_\_\_ SUSPENSION MOUNT (FR) \_\_\_\_\_

WHEELBASE FRONT REAR BELT TENSION \_\_\_\_\_

AXLE TYPE / SIZE TWO PIECE JOINT / SINGLE JOINT (STEEL/ALUM) mm \_\_\_\_\_

### REAR

GROUND CLEARANCE mm DROOP \_\_\_\_\_

CAMBER ANGLE ° TOE ANGLE \_\_\_\_\_ °

REAR DRIVE DIFF (OIL ) DRIVE CUP ALUMINUM/STEEL \_\_\_\_\_

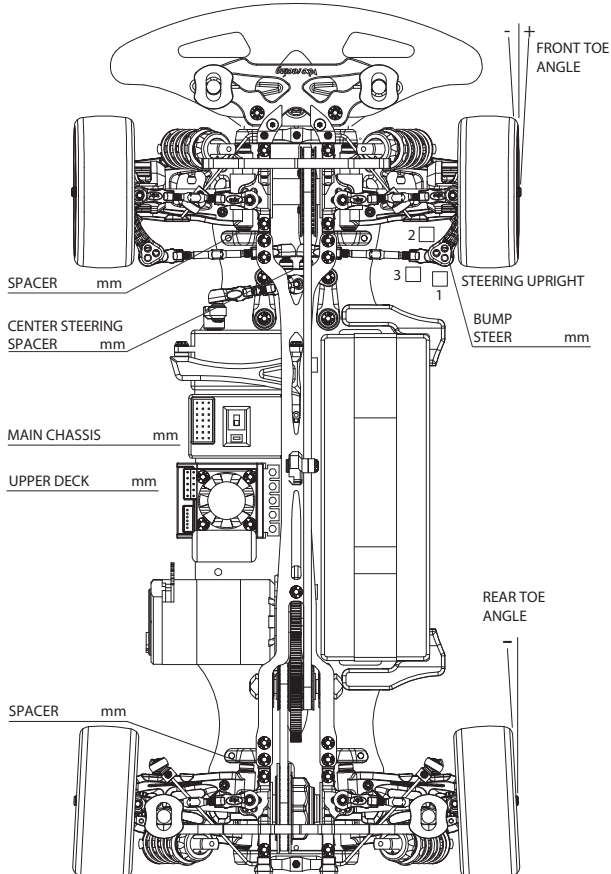
STABILIZER 1.2 1.3 1.4 WHEEL SPACER mm \_\_\_\_\_

SUSPENSION SHIM (RF) mm SUSPENSION SHIM (RR) mm \_\_\_\_\_

SUSPENSION MOUNT (RF) \_\_\_\_\_ SUSPENSION MOUNT (RR) \_\_\_\_\_

WHEELBASE FRONT REAR BELT TENSION \_\_\_\_\_

AXLE TYPE / SIZE TWO PIECE JOINT / SINGLE JOINT (STEEL/ALUM) mm \_\_\_\_\_



### FRONT

SHOCK LENGTH mm \_\_\_\_\_

PISTON 3 4 holes / OTHERS \_\_\_\_\_

OIL \_\_\_\_\_

SPRING \_\_\_\_\_

OIL SEALER CAP S / MS / M / H \_\_\_\_\_

REBOUND % \_\_\_\_\_

NOTES \_\_\_\_\_



### REAR

SHOCK LENGTH mm \_\_\_\_\_

PISTON 3 4 holes / OTHERS \_\_\_\_\_

OIL \_\_\_\_\_

SPRING \_\_\_\_\_

OIL SEALER CAP S / MS / M / H \_\_\_\_\_

REBOUND % \_\_\_\_\_

NOTES \_\_\_\_\_

MOTOR \_\_\_\_\_ SPUR T \_\_\_\_\_ PINION T PITCH \_\_\_\_\_

TIRE \_\_\_\_\_ TIRE INSERT \_\_\_\_\_ WHEEL \_\_\_\_\_

TIRE ADDICTIVE \_\_\_\_\_ TIME \_\_\_\_\_ TIRE WARMER \_\_\_\_\_

ESC \_\_\_\_\_ ESC SETTING \_\_\_\_\_

BATTERY \_\_\_\_\_ BODY \_\_\_\_\_ REAR WING \_\_\_\_\_

REMARKS \_\_\_\_\_

\_\_\_\_\_

\_\_\_\_\_

\_\_\_\_\_