


s i n a r a c i n g . c o m


the new front end for 1/10th scale pancars



V i P V T E v . 1 & v . 2

s i n a r a c i n g . c o m

the new front end for 1/10th scale pancars




ViP VTE v.1/v.2

## ..i n t r o d u c t i o n

- . Congratulations and thank you for your purchase.
- . Our front ends are developed and tested over small and large outdoor tracks and on a large variety of grip conditions.
- . This front end comes completely assembled to plug and play directly over ViP VTE v1 or v2 version.
- . The static and dynamic caster adjustability, the stiff upper plate, the larger upper wishbones and the ultra stiff bottom wishbones result in an incredible behaviour of the car.

## ..W h a t t h e k i t i n c l u d e s

- . fully assembled Sina's front end
- . factory setup
- . front linear springs set
- . brochure



VIP VTE v.1/v.2

## ..features

- . 2.5mm carbon wishbones
- . ultrastiff design for better steering feeling reponse and behavior
- . extended dynamic and static caster adjustability
- . kingpin with aluminium locknut to allow a precise control of front droop
- . steering knuckle and upper eyelet from Xenon Racing
- . titanium turnbuckle
- . spring steel front axle
- . alloy suspension pivot balls
- . set of 5 linear springs

## .. spring set

Factory setup recommends the green springs. These are medium rated lbs generally optimal for stock racing classes.

We recommend purple springs for modified race. These allow more initial steering speed and maintain the front end more stable.

## .. spring rates

- . white 5
- . red 8,5
- . green 10
- . purple 11,5
- . black 13

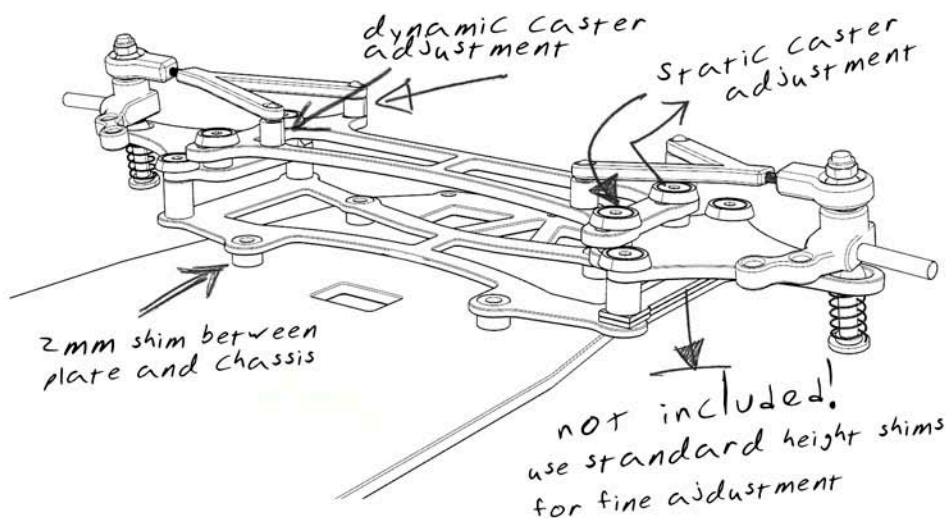




VIP VTE v.1/v.2

## ..Setup

. Although factory setup is made for all kind of tracks or grip conditions, you may do a fine setup to adapt the front end to your liking driving preferences.



. Setup comes with 2 camber degrees and about 7 caster degrees.

Dynamic caster factory setup is 1mm.

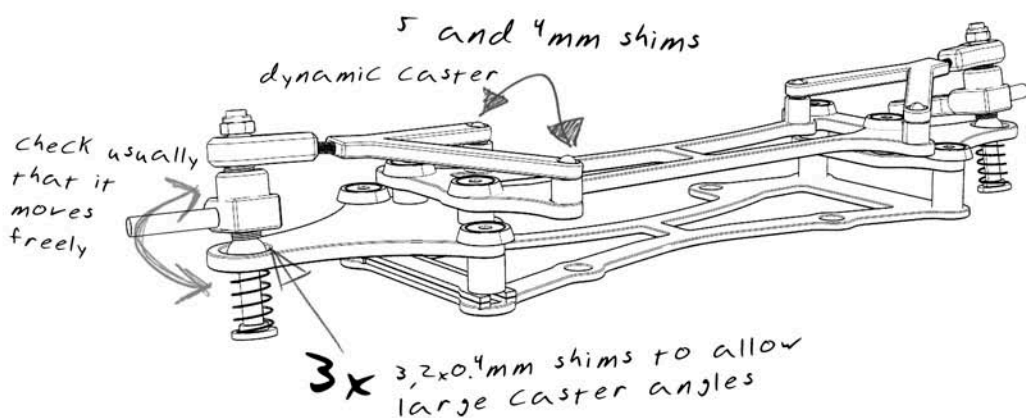
. You can use standard height shims for fine adjustment of front ride setup. Front end comes with 6mm spacer, although you can use 8mm spacer to ride with a fixed wheel diameter, and it brings about 5.5mm of front height with 56mm wheel size. Final height may vary according to the front droop.



VIP VTE v.1/v.2

## ..Setup

. Shims or spacers factory setup were designed to afford a balanced behaviour and compromise for all purpose racing.



. About droop we recommend to move it between 0,5 and 1,5mm maximum. The aluminium kingpin locknut enables fine adjustment balance for this setting.


. Every customer can change front end's setup to adapt his own car to his liking driving habits and local tracks with individual grip conditions.

. An essential requirement after fine tuning is to verify that the steering knuckle moves freely and it's correctly aligned with the angle of the uppereyelet and alloy suspension balls.

Please pay attention to this point.

## ..Spare parts

sinavt_01	front end plate for VTE1&2
sinavt_02	upper deck
sinavt_03	lower wishbone with carbon brass inserts
sina_f_113a	upper wishbone (pair)
sina_f_113b	upper wishbone's pivot balls x4
sina_brass	carbon brass inserts x4
sina_370	king pin x2
sina_spring	complete linear front springs x 5 pairs
sinavt_230	vip vte_v1 230mm conversion kit
sinavt_stif	vip vte_v1 stiffnet kit (2 side stiffners)



s i n a r a c i n g . c o m

info@sinaracing.com