



SET UP

F110



RACE	<input type="text"/>	DATE	<input type="text"/>
TRACK	<input type="text"/>	QUALIFYING POSITION	<input type="text"/>
DRIVER	<input type="text"/>	QUALIFYING TIME	<input type="text"/>
SURFACE:	ASPHALT <input type="checkbox"/>	CARPET <input type="checkbox"/>	
TRACTION:	LOW <input type="checkbox"/>	MEDIUM <input type="checkbox"/>	HIGH <input type="checkbox"/>
TRACK TEMP	<input type="text"/>	AIR TEMP	<input type="text"/>
		STARTING POSITION	<input type="text"/>
		FINAL POSITION	<input type="text"/>

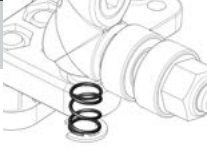
FRONT SPRINGS (lbs)

18

22

26

Other (brand/type):



FRONT RIDE HEIGHT SPACERS

SPACERS

mm



CENTRAL SHOCK

Shocktower position



CENTER SPRING

Gray White

Black Yellow

Green Orange

Other (brand/type):

SHOCK OIL cst

PISTON HOLES



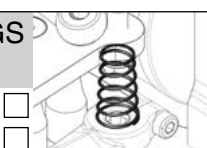
SIDE SPRINGS (lbs)

4.5 6.0

5.0 6.5

5.5 7.0

Other (brand/type):



CENTRAL TUBE



OIL cst

REAR AXLE INSERT


0/0 0/25

0/5 0/30

0/10 0/35

0/15 0/40

0/20



REMARKS

FRONT

TRACK WIDTH: STANDARD WIDE

ROLL CENTER AND WISHBONE ANGLE

Shims Rear mm

Shims Front mm

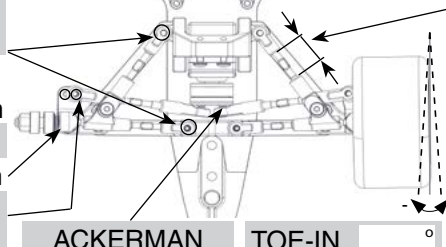
OFFSET

Shims mm

STEERING ROD POSITION

ACKERMAN

TOE-IN



CASTER (link length)

Standard		Wide
15.7 mm	0° <input type="checkbox"/>	14 mm
15 mm	3° <input type="checkbox"/>	13.4 mm
14.4 mm	6° <input type="checkbox"/>	12.8 mm
13.9 mm	9° <input type="checkbox"/>	12.2 mm

CAMBER

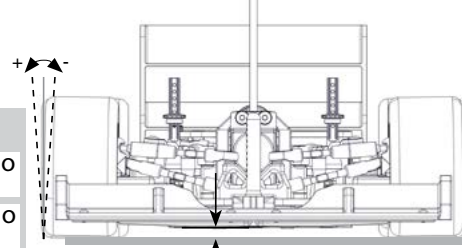
R °

L °

RIDE HEIGHT WITH TYRE Ø

mm

mm



FRONT TIRES

Type: Rubber Foam

Brand

Hardness

Diameter mm

Additive

Additive time min

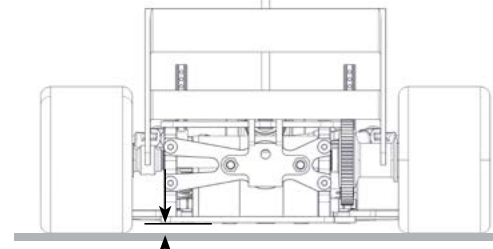
Treated surface %

REAR

RIDE HEIGHT WITH TYRE Ø

mm

mm



REAR TIRES

Type: Rubber Foam

Brand

Hardness

Diameter mm

Additive

Additive time min

Treated surface %

RATIO CONFIGURATION

SPUR GEAR

Pitch Teeth

PINION

Pitch Teeth

Final drive ratio

Rollout mm

AERODYNAMIC CONFIGURATION

BODY

Brand Type

FRONT WING

Brand Type

REAR WING

Brand Type

ELECTRONICS

BATTERY: STANDARD SHORTY

Brand Capacity

MOTOR

Brand Type Timing

ESC

Brand Type

Configuration